

صندوق امداد کارگران LAC: راهنمای درخواست

department
of **economic
opportunity**
COUNTY OF LOS ANGELES



نمای کلی برنامه

صندوق امداد کارگران منطقه لس آنجلس 2000 دلار کمک نقدی به کارگران واجد شرایط آسیب دیده از طوفان بادی ژانویه 2025 و آتش سوزی های جنگلی در شهرستان لس آنجلس ارائه می دهد. این کمک مالی به افراد کمک می کند تا از مشکلات مالی ناشی از طوفان و آتش سوزی های جنگلی نجات پیدا کنند.

درخواست ها از 6 فبروری 2025 تا 24 فبروری 2025 باز هستند. تکمیل درخواست ها 20 تا 30 دقیقه طول

می کشد و در صورت نیاز می توانید ذخیره کنید و بعداً برگردید.

جزئیات بودجه و مراحل آینده

- پرداخت های امداد کارگران توسط کمک های خیریه تامین می شود.
- ممکن است بودجه اضافی در مراحل بعدی در دسترس باشد.

محل درخواست

می توانید به صورت آنلاین درخواست دهید [www.lacworkers.aidkit.org/apply] یا حضوری در آدرس زیر کمک بگیرید:

- مراکز کاریابی آمریکا در کالیفرنیا (AJCC)
- دپارتمان فرصت های اقتصادی (DEO) مراکز بازیابی فاجعه
- مراکز منبع کاری لس آنجلس

برای مکان ها و پشتیبانی، به www.lacworkers.aidkit.org/sl/taproviders مراجعه کنید.

الزامات واجد شرایط بودن

برای واجد شرایط بودن، باید:

- ✓ زندگی در شهرستان لس آنجلس (از جمله کسانی که آدرس دائمی ندارند)
- ✓ حداقل 18 سال سن داشته باشید
- ✓ در زمان فاجعه در شهرستان لس آنجلس شاغل یا خوداشتغال بوده باشید
- ✓ به دلیل بسته شدن محل کار، تخلیه یا از دست دادن محل اقامت، درآمد خود را از دست داده باشید.

اولویت با کسانی خواهد بود که بیشترین آسیب را دیده اند. اگر برنامه ها از بودجه موجود بیشتر باشد، ممکن است از سیستم قرعه کشی استفاده شود.

مدارک مورد نیاز و آنچه باید ببینیم:

هر بخش از برنامه به اسناد خاصی نیاز دارد. اطمینان حاصل کنید که نام شما و سایر جزئیات کلیدی قابل مشاهده باشد. اگر اسناد ندارید، می توانید درخواست خود را ذخیره کنید و بعداً برگردید یا برای کمک به یک مرکز کار یا مرکز بازیابی فاجعه مراجعه کنید.

نحوه تکمیل درخواست

department
of **economic
opportunity**
COUNTY OF LOS ANGELES



نحوه شروع درخواست:

- از وبسایت درخواست lacworkers.aidkit.org/apply دیدن کنید یا برای کمک حضوری به یک مرکز کار محلی یا مرکز بازیابی فاجعه بروید.
برای شروع یک درخواست جدید یا از سرگیری یک درخواست ذخیره شده در صورت بازگشت، مراحل درخواست را تکمیل کنید.



Welcome! ¡Bienvenido!

Pick Your Language / Elige Tu Idioma

☒ English

☐ Español



Prefer to listen to this page? Click on the gray button to the left of any text block to hear audio throughout the application and all surveys.

You may also switch languages at any time by using the drop down at the top right hand corner of the page.



Please visit an LA Region America's Job Center of California (AJCC) or City of Los Angeles WorkSource Center or Department of Economic Opportunity (DEO) team member at the Disaster Service Center for assistance if you need help in a language other than English or Spanish.

مراحل کاربرد

برای تکمیل دقیق درخواست خود، این دستورالعمل
های را گام به گام دنبال کنید

مرحله 1: خوش آمدید

زبان مورد نظر خود (انگلیسی یا اسپانیایی) را برای تکمیل درخواست انتخاب کنید.

اگر به زبانی غیر از انگلیسی یا اسپانیایی نیاز به کمک دارید، لطفاً به دفتر کسب و کار کوچک شهرستان لس آنجلس، شریک ابتکار تحرک اقتصادی (EMI) یا مرکز منبع کسب و کار شهر لس آنجلس مراجعه کنید.



Welcome! ¡Bienvenido!

Pick Your Language / Elige Tu Idioma

☒ English

☐ Español



Prefer to listen to this page? Click on the gray button to the left of any text block to hear audio throughout the application and all surveys.

You may also switch languages at any time by using the drop down at the top right hand corner of the page.



Please visit an LA Region America's Job Center of California (AJCC) or City of Los Angeles WorkSource Center or Department of Economic Opportunity (DEO) team member at the Disaster Service Center for assistance if you need help in a language other than English or Spanish.

مرحله 1 ادامه ...

دستورالعمل های درخواست را مرور کنید.

LA Region Worker Relief Fund Application

Application Instructions

- This program provides \$2,000 grants to eligible workers impacted by the recent Windstorm and Wildfire Emergency in Los Angeles County.
- The intended use of cash assistance is meant to be flexible to ensure workers can be assisted through their recovery. Workers are encouraged to use grants for housing, food, transportation, and mental and physical health needs.
- Applications will be accepted starting February 6, 2025 and will be open until February 24, 2025.
- Please complete the following application to determine your eligibility. The application will take about 20-30 minutes.
- Please note, you may be asked to provide supporting documentation. If you need to pause your application to gather documents, you will be able to save your progress and return later to complete your application.
- If you need in-person assistance completing this form, visit a participating [LA Region AJCC, LA City WorkSource Center, or DEO staff at a Disaster Recovery Center.](#)

If you need assistance with your application or have any questions, you can text or call the support team at (323)701-1591 or email support@lacworkers.aidkit.org

Next: Frequently Asked Questions (FAQs)

مرحله 2: سوالات متداول (FAQS)

سوالات متداول (FAQ) را مرور کنید تا شما را برای
فرآیند درخواست آماده کند.

سوالات متداول را نیز می توانید در اینجا بیابید:
www.lacworkers.aidkit.org/p/faq



Previous: Welcome



Frequently Asked Questions



General FAQs



What is the Worker Relief Fund? ▾



Am I eligible to apply for this program? ▾



What documents do I need to provide? ▾



Is an SSN or ITIN required to apply? ▾

مرحله 3: اطلاعات تماس

اطلاعات تماس کلیدی خود را ارائه دهید.

- تاریخ تولد خود را وارد کنید (برای درخواست باید 18 سال یا بیشتر باشد).
- شماره تلفن خود را وارد کنید (برای ارتباط و تأیید استفاده می شود).
- آدرس ایمیل خود را وارد کنید (در اینجا به روز رسانی برنامه را دریافت خواهید کرد).

توجه داشته باشید، اگر در حال بازگشت به یک درخواست ذخیره شده هستید، پس از وارد کردن اطلاعات تماس خود، روی برنامه "Resume" کلیک کنید.



Previous: Frequently Asked Questions (FAQs)



Contact Information

First we need your birth date, email, and phone number.

If you are coming back to finish an application you started before, please type in your birthday and the email address you used on your existing application.



What is your birthday?

(You must be 18 years or older to apply.)

Month: 1 - January Day: 01 Year: 2001



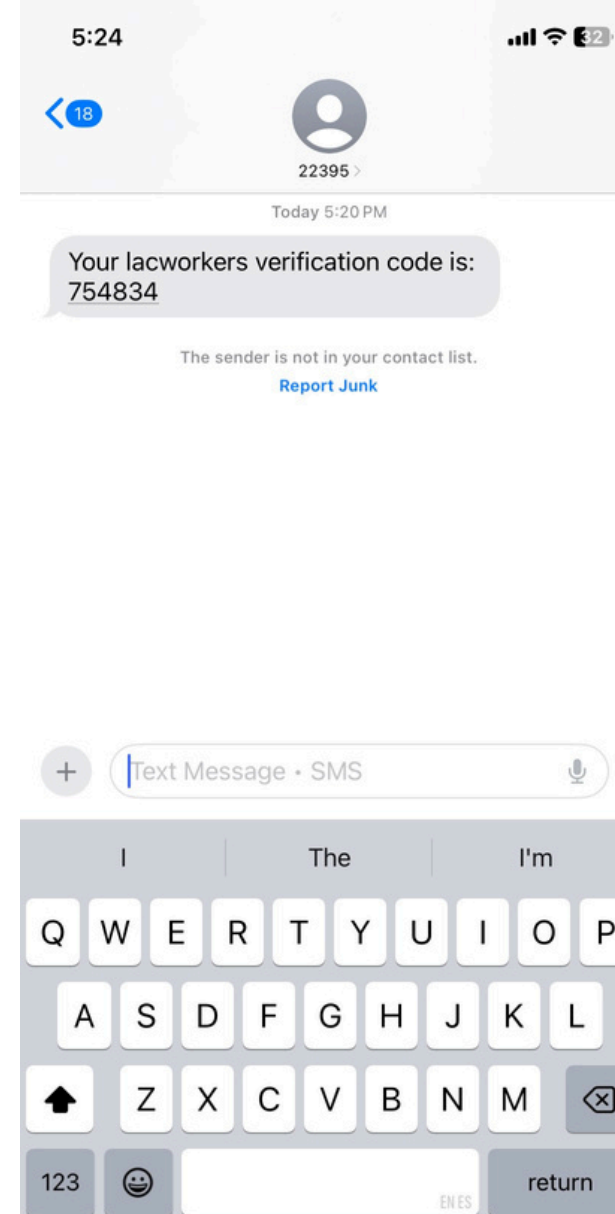
What is your email address?

If you don't have an email address, many providers like [proton mail](#) offer free accounts without the need for a phone and signing up only takes a few minutes.

sample@email.com

از شما خواسته می شود که ایمیل آدرس و هم شماره
تلفنی را که ارائه کردید تأیید کنید. یک کد تایید به ایمیل و
تلفن شما ارسال می شود.

مرحله 3 ادامه ...



What is your email address?

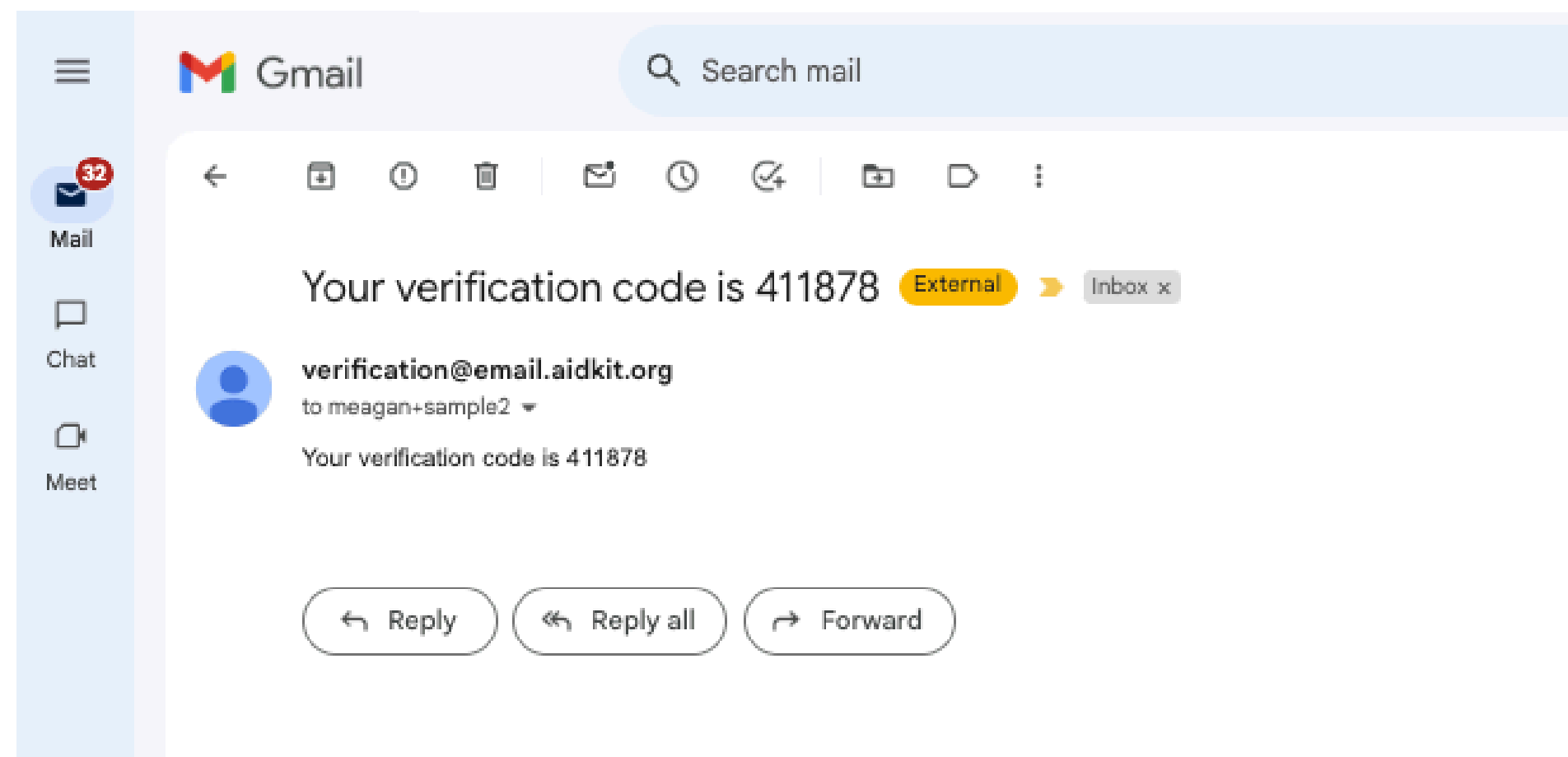
If you don't have an email address, many providers like [proton mail](#) offer free accounts without the need for a phone and signing up only takes a few minutes.

Email contact confirmation:

We will send a one-time code to your email to check your contact information. Please click the button below to get the verification email. By clicking the button, you agree to receive messages from AidKit and allow cookies to save your consent and progress.

Please press the button below to send the verification email. By clicking the button you consent to receive messages from AidKit and to store cookies to save your consent and progress.

[Send Confirmation Code](#)



Previous: Contact Information

Consent to Apply

Data Privacy:

- I authorize AidKit, Los Angeles County, and the City of Los Angeles to collect and use my personal information for the purpose of verification and fraud prevention, program communications, eligibility determination, payment processing, evaluation of program impact, and improvement of the AidKit platform.
- Personal information can include identity information (name, government ID, image/video), contact details, demographics and employment data or my financial information.
- This information may be shared with program administrators, identity verification services, or payment processors (as required by the rules of applicable program or by law).

My Rights:

- I understand that I have the right to access/correct/delete my data by contacting privacy@aidkit.cloud.
- I can withdraw this consent at any time by contacting the same email address and acknowledge that such withdrawal may affect my participation in a program.
- I have a right to be notified in case of any data breach.
- I understand that AidKit will not sell my data under any circumstances.

By moving forward with this application, I accept these terms and agree to receive program-related communications.

- ☐ Yes, I consent
- ☐ No, I do not consent

مرحله 4: رضایت برای درخواست

پالیسی های حفظ حریم خصوصی داده شده در درخواست را
بررسی کرده و بپذیرید.

Previous: Consent to Apply

Application Assistance

Help is available to assist you with your application.

The fastest and easiest way to apply is online, but in-person assistance is also offered at specific job sites.

Your chances of receiving aid will not be affected by how you choose to apply. Visit [our resource list](#) for more information about job sites offering in-person help.

In-person verification is available at these centers. Please bring all your documentation with you to this meeting.

Note: If you plan to visit an in-person center, you can complete as much of the application as possible before your visit. If you are unable to answer certain questions, or upload required documents, you can skip them. However, you must submit the application, even if it is incomplete, for support staff to assist you to complete it.

You can return to this page to submit for assistance at anytime, your answers will be saved.

Remote application support is available for questions about this application, you can text or call the support team at (323) 701-1591 or email support@lacworkers.aidkit.org.



Would you like help **in-person filling out your application?**

- ☐ No, I would like to proceed with the application.
- ☐ Yes, I would like in-person assistance with my application at a participating job site.

مرحله 5: کمک برنامه

مشخص کنید که آیا به کمک حضوری نیاز دارید یا اینکه خودتان درخواست را تکمیل می کنید.

توجه داشته باشید، اگر مدارک مورد نیاز برای شناسنامه، اقامت یا اثبات درآمد را ندارید، باید به صورت حضوری به یک مرکز کاریابی برای کمک مراجعه کنید.

اگر دیگر برای تأیید اسناد خود نیازی به کمک ندارید، می توانید دوباره وارد شوید تا سند مورد نیاز را بارگذاری کنید و درخواست خود را ارسال کنید.

← Previous: Application Assistance

About You

What is your full name?

Please enter your name exactly as it appears on your government-issued ID or other official identification document.

Example Applicant

What is your race or ethnicity? *Select all that apply.*

Your response to this question does not impact your eligibility for this grant.

- ☐ White
- ☒ Hispanic, Latinx, or Spanish origin
- ☐ Black or African American
- ☐ Asian
- ☐ American Indian or Alaska Native
- ☐ Native Hawaiian or Other Pacific Islander
- ☐ Some other race; specify
- ☐ Prefer not to say

مرحله 6: درباره شما

نام قانونی کامل خود را همانطور که در شناسنامه صادر شده توسط دولت شما نشان داده شده است وارد کنید.

به چند سوال در مورد خودتان پاسخ دهید.

مرحله 6 ادامه ...



What is your gender identity?

Your response to this question does not impact your eligibility for this grant.

- ☐ Man
- ☒ Woman
- ☐ Transgender male/Transmasculine
- ☐ Transgender female/Transfeminine
- ☐ Nonbinary (e.g., genderqueer or gender expansive)
- ☐ Undecided/unknown at this time
- ☐ Not sure what this question means
- ☐ Prefer not to answer



Do you currently receive any of the following forms of public assistance?

- ☒ Medi-Cal
- ☒ CalFresh
- ☐ Housing Assistance
- ☐ CalWORKs
- ☐ General Relief
- ☐ Cash Assistance Program for Immigrants
- ☐ Supplemental Security Income, and/or Social Security Disability Insurance
- ☐ I'm not receiving any of these benefits



What language do you prefer we use to contact you?

- ☒ English
- ☐ Spanish



Next: Residency

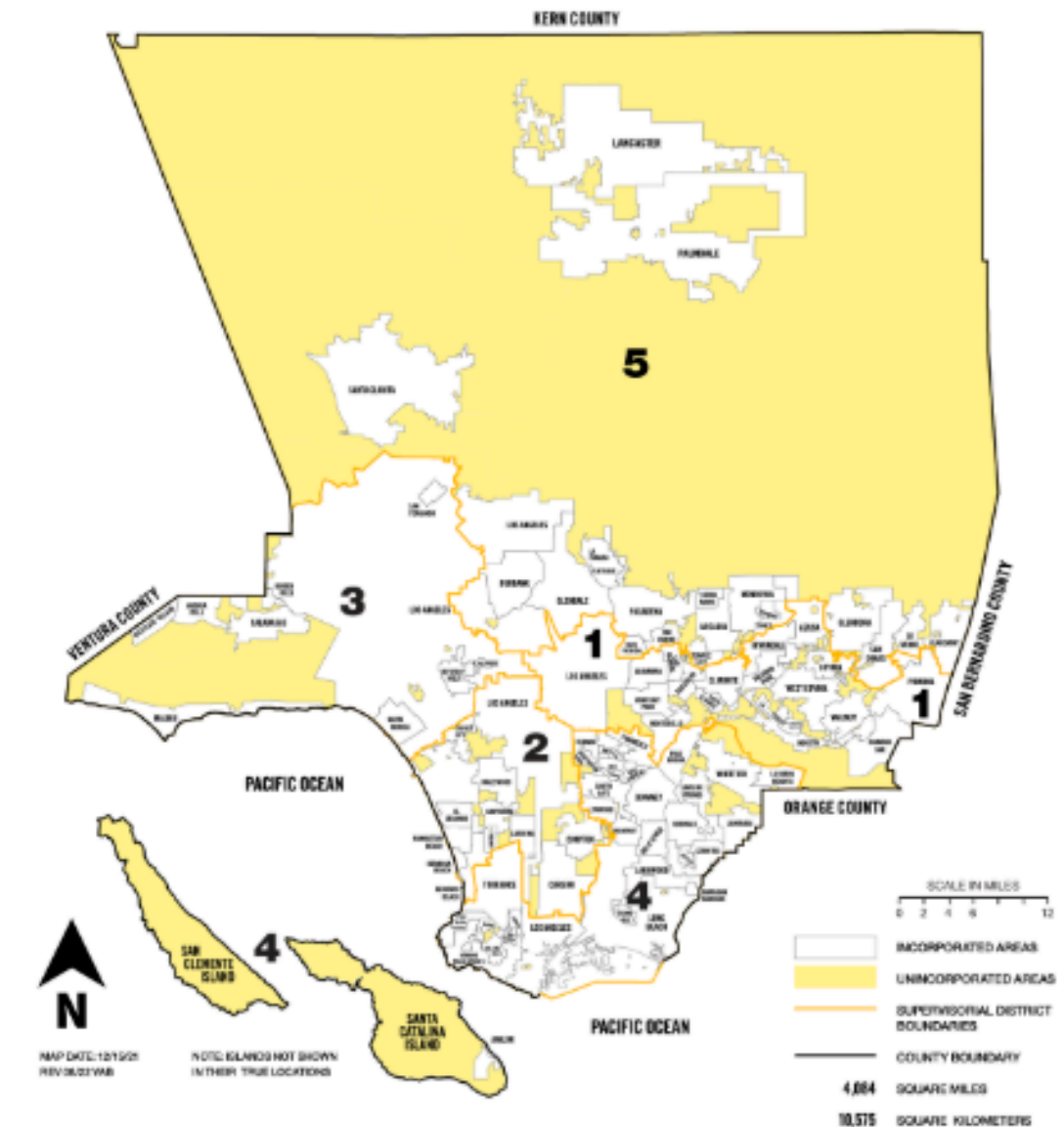
Residency

Do you live in Los Angeles County, California?

Los Angeles County includes the following areas: Antelope Valley, Santa Clarita Valley, San Fernando Valley, San Gabriel Valley, Westside Cities, Central Los Angeles, Gateway Cities, South Bay, and Catalina Island.

مرحله 7: اقامت

- تأیید کنید که آیا در شهرستان لس آنجلس زندگی می کنید. اگر مطمئن نیستید، از ابزار نقشه ارائه شده استفاده کنید.
- آدرس منزل خود را وارد کنید (در صورت وجود).
- به سوالاتی در مورد میزان آسیب خانه خود پاسخ دهید
- چند نفر از اعضای خانواده شما (از جمله شما) را وارد کنید




If you're not sure whether you live in Los Angeles County, use this [full sized map](#) or visit the [\[County registrar interactive map\]](#) to look up your address and see if it is in Los Angeles County.

- ☐ Yes
☐ No


مرحله 7 ادامه ...

اگر قبل از 7 ژانویه آدرس منزلی در لس آنجلس داشتید، از شما خواسته می شود آدرس خانه خود را وارد کنید و به سؤالی در مورد آسیب وارد شده به خانه خود پاسخ دهید.



Did you have a home address in LA County prior to the first day of the Wildfire and Windstorm Emergency on January 7th?

☒ Yes
☐ No



What is your home address?

This should be the address where you were living on the first day of the Wildfire and Windstorm Emergency, January 7th. **If you have relocated since then, please put your January 7th address.**

This does not have to be your mailing address. Please make sure you include the full address including the ZIP code, and unit or apartment number if you have one.

Street Address and Unit/Apt number

101 S Main St

City


Los Angeles

State

CA


Zip

90012



Was your home destroyed or damaged by the wildfire and windstorm emergency?

☐ My home was destroyed
☒ My home was partially destroyed
☐ My home was not damaged or destroyed




How many people are a part of your household, including you?

Make sure to count yourself, your spouse or partner (if they live with you), and any kids or people who depend on you.

Don't count roommates or people who pay rent to stay with you

8



Next: Income and Employment

مرحله 7 ادامه ...

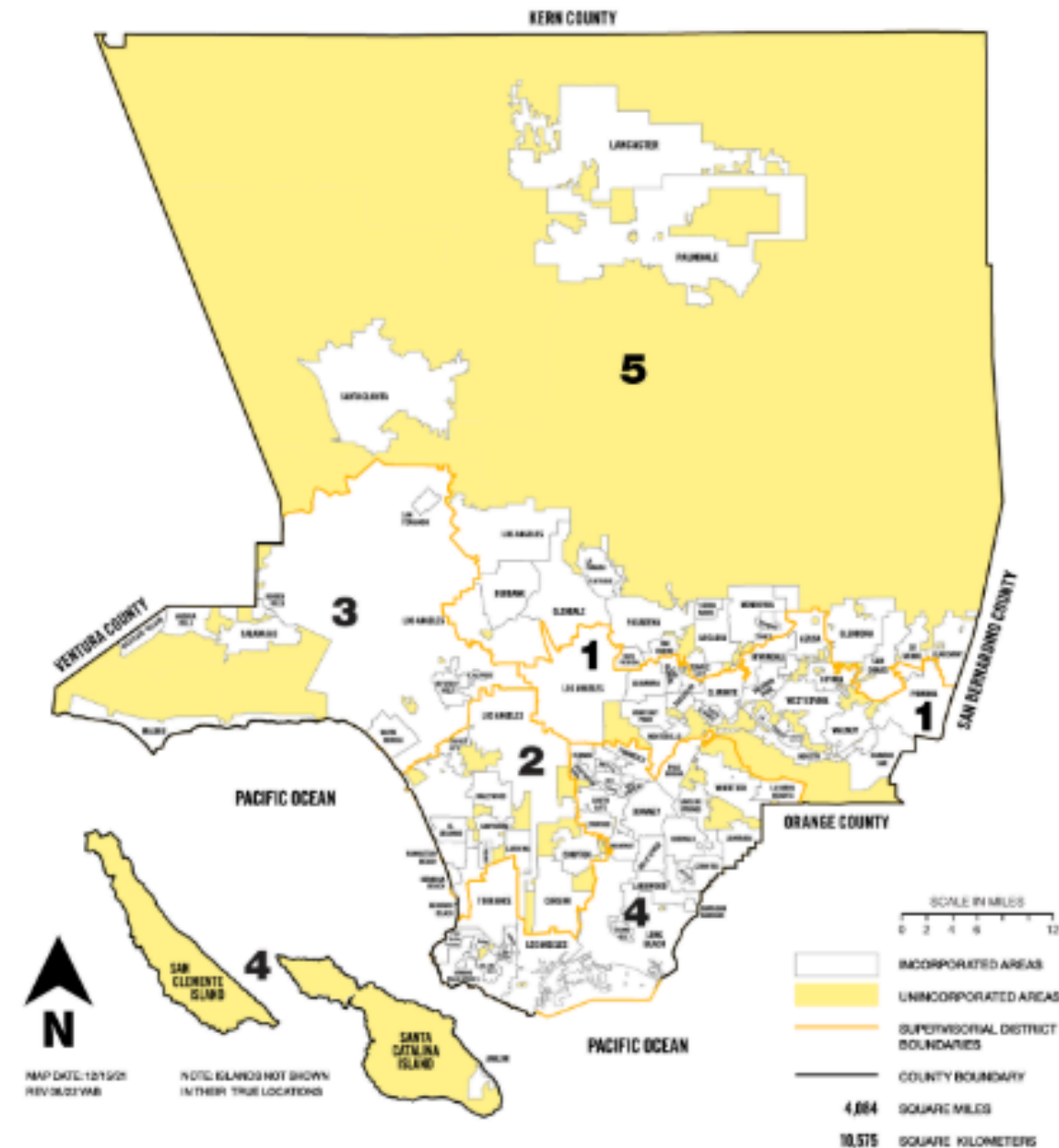
اگر قبل از 7 ژانویه آدرس منزلی در شهرستان لس آنجلس نداشتید، از شما خواسته می شود تأیید کنید که آیا در محدوده نقشه نشان داده شده زندگی می کنید یا خیر.



Did you have a home address in LA County prior to the first day of the Wildfire and Windstorm Emergency on January 7th?

☐ Yes

☒ No



At the time of the emergency, were you living within the bounds of this map?

You can access a [full sized version of this map here](#).

☒ Yes

☐ No

مرحله 7 ادامه ...

اگر قبل از 7 ژانویه آدرس منزلی در شهرستان لس آنجلس نداشتید، از شما نیز خواسته می شود که مشخص کنید کدام منطقه آتش سوزی به محل زندگی شما نزدیک تر است.



Which zone is closest to where you were living on the first day of the wildfire and windstorm emergency that began on January 7th.

- ☐ Palisades Fire Zone
- ☒ Eaton Fire Zone
- ☐ Hurst Fire Zone
- ☐ Woodley Fire Zone
- ☐ Lidia Fire Zone
- ☐ Sunset Fire Zone
- ☐ Kenneth Fire Zone
- ☐ Archer Fire Zone
- ☐ None of the above



Was your home destroyed or damaged by the wildfire and windstorm emergency?

- ☐ My home was destroyed
- ☒ My home was partially destroyed
- ☐ My home was not damaged or destroyed



How many people are a part of your household, including you?

Make sure to count yourself, your spouse or partner (if they live with you), and any kids or people who depend on you.

Don't count roommates or people who pay rent to stay with you

8



Next: Income and Employment

مرحله 8: درآمد و اشتغال

- مشخص کنید که آیا در زمان وقوع فاجعه شاغل بوده یا خوداشتغال بوده اید.

[Previous: Residency](#)

Income and Employment

Were you employed or self-employed at the time of the fires?

You are self-employed if:

- You are in business for yourself (including a part-time business)
- You work as a sole proprietor or an independent contractor
- You are a partner of a partnership that carries on a trade or business
- You are likely self-employed if you did not receive a W-2.

Examples of self-employed work include:

- Driver for ride-sharing or food delivery companies
- Gardener or landscaper
- Childcare worker
- Homecare worker
- Domestic worker or professional house cleaner
- Street vendor

Select all that apply

- ☐ Yes, I was employed
- ☐ Yes, I was self-employed
- ☐ No, I was not employed

How many jobs were you working in LA County on January 7th?

- *Employees: Each employer counts as one job.*
- *Self-Employed: Each line of work counts as one job.*

مرحله 8: درآمد و اشتغال

- تعداد مشاغلی که در 7 ژانویه 2025 در شهرستان لس آنجلس یا LA County داشتید را وارد کنید.
- برای هر شغل، محل کار و موقعیت را وارد کنید.



How many jobs were you working in LA County on January 7th?

- *Employees: Each employer counts as one job.*
- *Self-Employed: Each line of work counts as one job.*

1



Income and Employment Details

For each job, enter the following details depending on the type of employment:

- *Employees: Workplace and position (ex: Starbucks, Barista)*
- *Self-Employed: Your line of work (ex: Childcare provider)*



Job # 1

Starbucks Barista

مرحله 8 ادامه ...

کل درآمد سالانه خانوار خود را در زمان فاجعه وارد کنید.

اگر درآمد خانوار خود را می دانید، مبلغ دلار را در کادر متنی وارد می کنید.



Do you know your total annual household income at the time of the emergency (January 7th, 2025)?

Your household income includes yourself, your spouse or partner, and any dependents (e.g., children, elderly, sick, or disabled family members who rely on you). Add income from all jobs, including part-time work.

- ☒ Yes, I know my household income
☐ No, I need help calculating my household income



Enter your annual household income at the time of the emergency:

\$ 20,000.00



Do you know your total annual household income at the time of the emergency (January 7th, 2025)?

Your household income includes yourself, your spouse or partner, and any dependents (e.g., children, elderly, sick, or disabled family members who rely on you). Add income from all jobs, including part-time work.

- ☐ Yes, I know my household income
☒ No, I need help calculating my household income



Income Calculator

You - \$0.00

+ Add Income

+ Add Spouse


+ Add Dependent

Household Income: \$0.00

I've added everything

مرحله 8 ادامه ...

می توانید از ماشین حساب خانگی برای وارد کردن درآمد برای خود، همسر و/یا افراد تحت تکفل خود استفاده کنید.



Income Calculator

You - \$0.00

Type

Amount

How often

Save

Cancel


+ Add Spouse

+ Add Dependent

Household Income: \$0.00

I've added everything

هنگامی که تمام منابع درآمد خود را اضافه کردید، ماشین حساب کل درآمد خانوار شما را به شما نشان می دهد.



Income Calculator

You - \$12,000.00

Job (like salary, wages, commissions, or tips): \$1,000.00 monthly, year-round

+ Add Income

Your Spouse - \$13,000.00

Self-employment (like own business, consulting, or freelance work): \$500.00 biweekly, year-round

+ Add Income

+ Add Dependent

Household Income: \$25,000.00

I've added everything

مرحله 8 ادامه ...

- انتخاب کنید که چگونه بر درآمد شما تأثیر گذاشته است (از دست دادن شغل موقت یا دائم، کاهش ساعات کاری و غیره).
- اگر در سوال قبلی چندین شغل وارد کرده اید، با استفاده از اطلاعات مربوط به محل کارتان که بیشترین تأثیر را دارد به این سوالات پاسخ دهید.
- به عنوان مثال؛ اگر ساعات کاری شما با شغل 1 کاهش یافته است اما در شغل 2 برای همیشه شغل خود را از دست داده اید زیرا محل کار در منطقه تخلیه بوده است، به سوالات محل کار و از دست دادن درآمد برای شغل 2 پاسخ دهید.



Workplace and Income Loss

The next questions will focus on your impacted workplace location and your income loss.

What is my impacted workplace location?

- If you do not work from home, your workplace can be the location you go to work.
- If you work from home, and your home was impacted, you can enter your home address.
- If you travel to another location to perform your job, and the location was impacted, you can enter that address.

What is my impacted workplace name?

- If you are employed, your workplace name is the company you work for.
- If you are self-employed, your workplace name could be a client, an individual, or a business that pays you.

Note: You will be asked later in this application to provide proof of income. The name and address on your income document should match the information you enter here.



Has the wildfire and windstorm emergency affected your income in any of the following ways?

- ☐ Yes, I permanently lost my job because my workplace closed due to being in the fire or evacuation zones.
- ☐ Yes, I permanently lost my job or income because I lost my place of residence (destroyed or partially destroyed) and can no longer work
- ☐ Yes, I temporarily lost my job or income or my work hours were reduced because my workplace temporarily closed or reduced hours of operation due to being in the fire or evacuation zones.
- ☐ Yes, I temporarily lost my job or income because I lost my place of residence (destroyed or partially destroyed) and could not work.
- ☐ No, I did not lose income.

مرحله 8 ادامه ...

- نام و آدرس محل کار خود را وارد کنید. اگر خوداشتغال هستید، آدرس کسب و کار اصلی خود را ذکر کنید.



What is the name of your workplace?

This should be the name of the workplace where you were employed, or self-employed, on January 7th and experienced the greatest loss to your income.



What is the address of your workplace?

This should be the address associated with your employment, or self-employment, on January 7th and experienced the greatest loss to your income.

Please make sure you include the full address including the ZIP code, and unit or apartment number if there is one.

Street Address and Unit/Apt number

City

State

Zip



Do you currently qualify for Unemployment Insurance (UI)?

[Unemployment Insurance Information](#)

Note: Your answer here will not impact your eligibility for this program.

☐ Yes

☐ No



Do you currently qualify for Disaster Unemployment Assistance (DUA)?

[Disaster Unemployment Assistance Information](#)

Note: Your answer here will not impact your eligibility for this program.

☐ Yes

☐ No

مرحله 9: ترجیح روش پرداخت

- نحوه دریافت پرداخت خود را مشخص کنید (ACH Bank Deposit یا Debit Card).
- مهم: در صورت انتخاب، روش پرداخت واقعی خود را انتخاب خواهید کرد. این انتخاب نهایی روش پرداخت نیست.



Previous: Income and Employment



Payment Method Preference



If you are qualified and selected to receive a payment, the following section will let us know how you might like to receive your payment. If selected, you can change this method at program enrollment. This is not a payment method decision.



How do you think you would like to receive your payment if your application is approved? Please select one.

Note: ACH is the fastest and most reliable way to get your payment. Selecting a payment method preference does not guarantee selection for this program. If selected, you will make your actual payment method selection during enrollment. This survey is **NOT** a final selection of payment methods.

- ☒ ACH: I would like my payments sent to my bank account.
- ☐ Debit card: I would like my payments sent to a pre-paid debit card that I will pick up from a job center.



Next: Document Collection

Previous: Payment Method Preference

Document Collection

The following sections are to verify your eligibility for the program. To do this, you will need to provide documentation confirming your identity, residency in Los Angeles County, and other program requirements.

Important Guidelines:

- Ensure that the photos you take of documents are clear and legible and that all important information (name, text, date of birth) are clear.
- Incomplete or unclear documentation may delay the processing of your application.

If You Don't Have the Required Documents Now:

- You can save your progress and return to the application later. To resume, you'll need to enter your **name, date of birth, and the email** you provided in this application.
- If you're missing documents for one or more sections, you can skip those sections, but you must visit a Job or Local Assistance Center to verify your eligibility with support staff before your application can be completed.

Reminder: Your application cannot be considered until you upload all required documents or complete verification at a Job or Local Assistance Center. For more details on this process, [please visit the FAQ page](#)

Next: Identity Verification

مرحله 10: جمع آوری اسناد

این بخش دستورالعمل هایی را در مورد فرآیند جمع آوری اسناد ارائه می دهد

اطمینان حاصل کنید که عکس هایی که از اسناد می گیرید واضح و ق بابل خواندن باشند و تمام اطلاعات مهم (نام، متن، تاریخ تولد) واضح باشند. اسناد ناقص یا نامشخص ممکن است پردازش درخواست شما را به تاخیر بیندازد.

اگر مدارک یک یا چند بخش را ندارید، می توانید از آن بخش ها صرفنظر کنید، اما قبل از تکمیل درخواست، باید به یک مرکز کمک محلی یا شغلی مراجعه کنید تا واجد شرایط بودن خود را با کارکنان پشتیبانی تأیید کنید.

مرحله 11: تأیید هویت

- در این بخش، یک شناسنامه عکس دار دولتی را برای تأیید هویت خود آپلود خواهید کرد.
- مدارک قابل قبول عبارتند از:
- گواهینامه رانندگی (حتی اگر تا 2 سال منقضی شده باشد)
- کارت شناسایی دولتی
- پاسپورت (آمریکایی یا خارجی)
- کارت اقامت دائم (گرین کارت)
- سایر شناسنامه‌های رسمی عکس دار صادر شده توسط دولت
- آنچه باید ببینیم:
- نام و تاریخ تولد شما باید به شکل واضح قابل مشاهده باشد.
- اگر سند هویت ندارید، می‌توانید برای تأیید به یک مرکز **AJCC، WorkSource Center** یا **DEO Disaster Recovery Center** مراجعه کنید.

Identity Verification

Next, please upload a photo ID from the list below.

You may submit expired state or federally issued photo IDs as proof of identity, provided they are no more than two years past their expiration date at the time of application.

- California Driver's Licenses
- California AB 60 Driver's Licenses
- Other Driving License (USA or Foreign)
- California State Issued ID card
- Passport (USA or Foreign)
- Country Issued ID (USA or Foreign)
- Government Issued ID (USA or Foreign)
- Alien Identification Card (USA Green Card)
- Military ID (USA)
- Certification of naturalization (form N-550 or N-570)
- Certificate of citizenship (form N-560 or N-561)
- Permanent resident card (1-551)
- Native American tribal photo ID
- Consular ID Card
- (Foreign) Voter ID Card
- US Employment Authorization
- Learner's Permit
- Temporary Visitor Driver's License
- Matricula Consular Card (Mexico ID)
- Instituto Federal Electoral (Mexico ID)
- Other government-issued photo ID that includes name and date of birth

Do you have any of the documents to verify your identity listed above?

- ☐ Yes, I have a photo ID
- ☐ No, I need a staff verification from LA County Job or DEO at the Disaster Recovery Center

مرحله یازدهم ادامه دارد...

برای تکمیل تأیید هویت، یک عکس زنده از خود می‌گیرید. می‌توانید پیوندی برای تکمیل این کار از طریق متن، ایمیل یا تکمیل آن در رایانه رومیزی برای شما ارسال شود.

 Please take and upload a selfie (picture of yourself).

Helpful tips:

- Make sure you are in a well-lit area.
- Hold the phone directly in front of your face (not angled upward).
- Your photo should include your full face, from shoulders up, with eyes open and looking at the camera.
- Take a new photo rather than using an old one from your camera roll.

How would you like to take a live photo of yourself and your documents?

Click here to choose an option



 Please take and upload a selfie (picture of yourself).

Helpful tips:

- Make sure you are in a well-lit area.
- Hold the phone directly in front of your face (not angled upward).
- Your photo should include your full face, from shoulders up, with eyes open and looking at the camera.
- Take a new photo rather than using an old one from your camera roll.

How would you like to take a live photo of yourself and your documents?

✓ Click here to choose an option

Send me a link to my phone at ***-***-**02

Send me a link to my email at m*****@aidkit.cloud

Open a new tab on this device



AIDKIT

مرحله یازدهم ادامه دارد...

Identity Verification

Please ensure you're comfortable being on camera and in a well-lit area. We will take you through the following steps below. When you're ready, click "Begin" below.


برای گرفتن عکس زنده از خود دستورات عمل ها را دنبال کنید.

نکات:

مطمئن شوید که برای گرفتن عکس آماده هستید.

- در یک منطقه با نور خوب باشید
- عینک یا کلاه را که ممکن است صورت شما را مسدود کند از خود دور کنید.

On the next few screens, you will follow these steps to complete the liveness session. Don't worry, we will guide you through each step!



AIDKIT

All done! You may now close this window.

Close



Complete



مرحله 12: بارگذاری مدارک اثبات اقامت

- در این بخش، سندی را بارگذاری می‌کنید تا تأیید کنید که در شهرستان لس آنجلس زندگی می‌کنید.
 - مدارک قابل قبول عبارتند از:
 - قبض آب و برق اخیر (در 90 روز گذشته)
 - سند اجاره یا رهن
 - نامه مزایای دولتی (به تاریخ ژانویه 2024 یا بعد از آن)
 - لایحه مالیات بر دارایی (2024 یا بالاتر)
- آنچه باید ببینیم:
- نام و آدرس منزل شما باید قابل مشاهده باشد.
 - اگر مدرک اقامت ندارید، می‌توانید برای تأیید به یک مرکز، AJCC، WorkSource Center یا DEO Disaster Recovery Center مراجعه کنید.

مرحله 12 ادامه ...



اگر گفتید آدرس منزل دارید:
از شما خواسته می شود یک سند تأیید ارائه دهید
• اگر نمی توانید سند را ارائه دهید، می توانید برای دریافت تأییدیه کارکنان حضوری مراجعه کنید.

اگر گفتید آدرس منزل ندارید
از شما خواسته می شود یک سند تأیید ارائه دهید اگر نمی توانید سند را ارائه دهید، می توانید برای دریافت تأییدیه کارکنان حضوری مراجعه کنید.

Residency Document Upload

We now need to collect documents verifying your residency

You said you live at 101 S Main St, Los Angeles, CA 90012.

Do you have one of the following documents confirming that you live at that address?

- Current (valid/non-expired) government-issued photo ID with home address (If the address on the government-issued photo ID uploaded to verify identity is current, the applicant will not need to submit additional residency documents)
- Utility bill, landline phone bill, internet bill, or cable bill in the applicant's name within the last 90 days with service address.
- Mortgage or lease documents with home address, indicating current residency.
- House deed with full address and individual's name.
- Tax return or receipt with home address from tax year 2024 or 2025 (Form 1040, Schedule C, or other filed tax form)
- Government benefits document/confirmation letter dated January 2024 or after (e.g., benefits confirmation letter for the Supplemental Nutrition Assistance Program ("SNAP"))
- Property tax bill from 2024 or more recent with home address, indicating current residency
- Letter from an official third-party business/commercial enterprise with home address, delivered by the U.S. Post Office within the last 90 days.
- Unexpired rental insurance with the address being insured
- Unexpired vehicle registration with home address

Do you have any of the documents to verify your residency listed above?

- ☐ Yes, I have a residency verification document
- ☐ No, I need a staff verification from LA County Job or DEO at the Disaster Recovery Center

If you need to upload your documentation at a later time, all of your progress up until this point will be saved.

Previous: Identity Verification

Residency Verification

You have stated that you don't have a home address but are currently living within the bounds of LA County. To verify your status as unhoused, you may upload one of the below documents. Documents must show your name and address to confirm residency.

- Homeless Eligibility Review letter
- Other verification document from a shelter or homeless services provider

Do you have any of the documents to verify your status as unhoused?

- ☒ Yes, I have a verification document
- ☐ No, I need a staff verification from LA County Job or DEO at the Disaster Recovery Center

Please select the kind of document you have.

- ☒ Homeless Eligibility Review letter
- ☐ Other verification document from a shelter or homeless service provider

Please upload the document you have to verify your status as unhoused.


Upload Document


Camera

مرحله 12 ادامه ...

برای آپلود یک سند، می‌توانید روی «بارگذاری سند» کلیک کنید و تصویری را از فایل‌های خود انتخاب کنید یا می‌توانید با استفاده از عکس خود از سند عکس بگیرید.

نکات:

- اطمینان حاصل کنید که در یک منطقه خوب روشن هستید
- برای اطمینان از واضح بودن تصویر و خواندن اطلاعات لازم، عکس خود را مرور کنید یا آپلود کنید.



Please upload the residency document you have to verify your residency.



Upload Document



Camera

مرحله 13: بارگذاری سند از دست دادن درآمد

- در این بخش، سندی را بارگذاری می‌کنید که نشان می‌دهد به دلیل فاجعه درآمد خود را از دست داده‌اید.
- مدارک قابل قبول عبارتند از:
- فیش حقوقی اخیر از قبل از آتش سوزی
- فرم های W-2 یا اظهارنامه مالیاتی سالانه
- نامه تایید کارفرما (روی سربرگ شرکت)
- صورت حساب های بانکی که پرداخت های مکرر را نشان می دهد
- برای افراد خوداشتغال: فاکتورها، فرم های مالیاتی (برنامه 1099 C)، مجوز کسب و کار
- آنچه باید ببینیم:
- اثبات اینکه شما قبل از فاجعه درآمد داشته اید و در نتیجه آن درآمد خود را از دست داده اید.
- اگر سند از دست دادن درآمد ندارید، می توانید برای تأیید به یک مرکز، AJCC، WorkSource Center یا DEO Disaster Recovery Center مراجعه کنید.

Previous: Residency Verification

Proof of Income Loss

You now need to provide proof of income loss. To demonstrate loss of income, please upload one of the following:

Employer-Related Documentation

- Recent pay stubs showing employment and income before the wildfire.
- W-2 forms or annual tax returns showing income from the employer.
- Employer verification letters (on company letterhead) confirming employment status
- Bank Statement showing recurring payments

For Self-Employed Individuals

- Tax forms showing business income (e.g., Schedule C or 1099 forms).
- Invoices, contracts, or client statements showing pre-disaster work and income.
- Business license or registration indicating the location of the business.

Do you have any of the documents to verify your income listed above?

- ☐ Yes, I have an income verification document
- ☐ No, I need a staff verification from LA County Job or DEO at the Disaster Recovery Center



Review



You're almost done!

Now, we just need to confirm that you have provided all of the information necessary and that it is accurate.

- **Legal Name:** Example Applicant
- **Date of birth:** 01/01/2001
- **Email:** meagan+lactester@aidkit.cloud
- **Phone number:** 5184785502
- **Home address:** 101 S Main St, Los Angeles, CA 90012
- **Workplace address:** 101 S Main St, Los Angeles, CA 90012
- **Annual Household Income:** 20000.00



Incomplete Steps

- **Step #11: Identity Verification**
- **Step #13: Proof of Income Loss**



Options for Completing your Application

1. You can navigate back to previous sections and complete them now
2. You can re-open this application in the future by entering the email address you've provided.

مرحله 14: مرور

- تمام اطلاعات وارد شده را از نظر صحت به دقت بررسی کنید.
- هر یک از بخش های ناقص خود را تکمیل کنید (در صورت وجود)
- مراحل ناقص در قسمت زرد برجسته فهرست می شوند (به مثال مراجعه کنید)
- اطمینان حاصل کنید که تمام اسناد مورد نیاز بارگذاری شده است.
- گواهینامه را تکمیل کنید

مرحله 14 ادامه ...

- گواهینامه را تکمیل کنید
- می توانید امضای خود را تایپ کنید یا با انگشت یا قلم خود یک امضا بکشید.



Applicant Signature

I, Example Applicant, certify that, to the best of my knowledge, the information provided as part of this application is true, correct, and complete.

I understand that if I require staff verification, my application will not be complete until I visit an LA County Job or Local Assistance Center to verify my eligibility.

Please click save after signing.

Type your name below



Type Signature

Example Applicant

Clear

Save



Applicant Signature

I, Example Applicant, certify that, to the best of my knowledge, the information provided as part of this application is true, correct, and complete.

I understand that if I require staff verification, my application will not be complete until I visit an LA County Job or Local Assistance Center to verify my eligibility.

Signed by Example Applicant
2025-02-05T01:50:27.732Z
54cc25f6-3aed-4fdd-8f98-ff2e67606729



Submit Incomplete Application

مرحله 15 - [اختیاری] داستان خود را به اشتراک بگذارید



The City and County of Los Angeles are working hard to raise funds to support people who have been affected by the LA Windstorm and Wildfire Emergency. If you'd like to share how this emergency has impacted you, your story can help others understand the need in your community. Sharing is completely optional and will not affect your eligibility for this program. If we need more details, we may reach out to you.

مرحله 16: درخواست خود را ارسال کنید

- پس از بررسی همه چیز، روی «ارسال» کلیک کنید.
- در صورت مفقود شدن مدارک، دستورالعمل هایی در مورد بازدید از یک مرکز کاریابی برای تأیید دریافت خواهید کرد.
- می توانید در هر زمان درخواست ناقص را برای تکمیل آن از سر بگیرید.
- پس از ارسال، ایمیل دریافت خواهید کرد که وضعیت درخواست شما را تایید می کند.



You have successfully submitted your application!

Thank you for submitting your application.

پشتیبانی و کمک برنامه

💡 به کمک نیاز دارید؟ اگر در مورد درخواست خود نیاز به کمک دارید، می توانید با تیم پشتیبانی AidKit تماس بگیرید:

📞 پیامک ارسال کنید یا با شماره (323) 1591-701 تماس بگیرید ✉ ایمیل
support@lacworkers.aidkit.org

برای کمک حضوری در تکمیل درخواست، از LA Region AJCC، LA City WorkSource Center یا کارکنان DEO در مرکز بازیابی فاجعه بازدید کنید.

یادآوری های نهایی

✓ درخواست ها باید تا 24 فبروری 2025 تکمیل شوند.

✓ وجوه محدود و تضمینی نیست.

✓ در جریان باشید—به روزرسانی های آینده ممکن است از طریق ایمیل یا پیامک ارسال شوند.

با دنبال کردن این راهنما، متوجه خواهید شد که چه چیزی مورد نیاز است و روند آسانتر برای درخواست تری خواهید داشت.
اگر سوالی دارید، برای پشتیبانی تماس بگیرید!