

# 洛杉磯地區小型企業救濟基金：申請指南

---

department  
of **economic  
opportunity**  
COUNTY OF LOS ANGELES





## 項目概述

洛杉磯地區小型企業救濟基金向受 2025 年 1 月洛杉磯縣風暴和山火影響的符合條件的小型企業和非營利組織提供 2,000 至 25,000 美元的補助金。這些資金旨在幫助企業從災難中恢復並繼續運作。

申請開放時間為 2025 年 2 月 6 日至 2025 年 2 月 24 日。申請需要 20-30 分鐘才能完成，您可以保存並根據需要稍後返回。

## 基金細節及未來階段

- 補助金額取決於受災的類型和嚴重程度：
  - 25,000 美元——適用於被徹底摧毀的實體店面。
  - 20,000 美元——適用於部分受損的實體店面。
  - 15,000 美元——適用於僅遭受收入損失的實體店面。
  - 5,000 美元——適用於遭受收入和庫存/設備損失的居家企業和獨立承包商。
  - 2,000 美元——適用於僅遭受收入損失的居家企業和獨立承包商。
- 未來階段可能會提供額外資金。

## 資格要求

為了獲得資格，您必須：

- ✓ 在洛杉磯縣擁有小型企業或非營利組織。
- ✓ 員工人數不超過 100 人。
- ✓ 年收入不超過 600 萬美元。
- ✓ 企業的實體地點被徹底摧毀或部分受損，或因災難造成庫存/設備損失或收入下降。
- ✓ 有政府部門核發的公司存續證明（有效的營業執照、稅務合規等）。

我們會優先考慮受影響最嚴重的企業。如果申請數量超過可用資金，則可能採用抽籤制度。

## 申請地點

您可以透過以下網址在線申請：[lacbusinesses.aidkit.org/apply](https://lacbusinesses.aidkit.org/apply) 或在以下地點尋求人工幫助：

- 洛杉磯縣小型企業辦公室
- 經濟流動倡議 (EMI) 合作夥伴
- 洛杉磯市商業資源中心
- 區域災難復原中心
- 小型企業發展中心 (SBDC)

了解更多地點和支持，請造訪 [lacbusinesses.aidkit.org/sl/taproviders](https://lacbusinesses.aidkit.org/sl/taproviders)

## 所需文件及我們需要查看的內容：

- 申請的每個部分都需要特定的文件，本指南後面將羅列這些文件。
- 確保您的企業名稱和關鍵詳細資訊可見。
- 如果您沒有文件，申請將停止。
- 您必須擁有所有必需的文件才能完成申請。
- 如果您對某個文件有疑問或不確定，您可以造訪企業支援中心，但在您上傳每個部分所需的文件之前，申請不會繼續進行。

[點擊這裡](#) 查看所需文件的完整清單。

# 如何完成申請

---

department  
of **economic  
opportunity**  
COUNTY OF LOS ANGELES





STEP 1  
Welcome



STEP 2  
FAQs



STEP 3  
Contact  
Information



STEP 4  
Consent to  
Apply



STEP 5  
Application  
Assistance



STEP 6  
About Your  
Business

## 如何開始申請：

- 請造訪申請網站 [lacbusinesses.aidkit.org/apply](https://lacbusinesses.aidkit.org/apply) 或前往當地商業援助中心尋求人工協助
- 按照以下的申請步驟來開始新的申請或繼續已儲存的申請。



department  
of economic  
opportunity  
COUNTY OF LOS ANGELES



### Pick Your Language / Elige Tu Idioma

- English
- Español



**Prefer to listen to this page?** Click on the gray button to the left of any text block to hear audio throughout the application and all surveys.

You may also switch languages at any time by using the drop down at the top right hand corner of the page.

Please visit the LA County Office of Small Business, an Economic Mobility Initiative (EMI) partner, or the LA City Business Source Center for assistance if you need help in a language other than English or Spanish.

# 申請步驟

---

按照這些逐步說明準確完成您的申請

department  
of **economic  
opportunity**  
COUNTY OF LOS ANGELES





STEP 1  
Welcome



STEP 2  
FAQs



STEP 3  
Contact  
Information



STEP 4  
Consent to  
Apply



STEP 5  
Application  
Assistance



STEP 6  
About Your  
Business

## 第 1 步：歡迎

選擇您的首選語言（英語或西班牙語）來完成申請。

如果您需要英語或西班牙語以外的語言的協助，請造訪洛杉磯縣小型企業辦公室、經濟流動性計劃 (EMI) 合作夥伴或洛杉磯市商業資源中心尋求協助。

了解更多地點和支持，請造訪

[lacbusinesses.aidkit.org/sl/taproviders](https://lacbusinesses.aidkit.org/sl/taproviders)



department  
of economic  
opportunity  
COUNTY OF LOS ANGELES



### Pick Your Language / Elige Tu Idioma

- English
- Español



**Prefer to listen to this page?** Click on the gray button to the left of any text block to hear audio throughout the application and all surveys.

You may also switch languages at any time by using the drop down at the top right hand corner of the page.

Please visit the LA County Office of Small Business, an Economic Mobility Initiative (EMI) partner, or the LA City Business Source Center for assistance if you need help in a language other than English or Spanish.

✓ STEP 1  
Welcome

✓ STEP 2  
FAQs

③ STEP 3  
Contact  
Information

④ STEP 4  
Consent to  
Apply

⑤ STEP 5  
Application  
Assistance

⑥ STEP 6  
About Your  
Business

## 第 2 步：常見問題 (FAQS)

查看最常見的問題 (FAQ)，為申請流程做好準備。

常見問題也可以在這裡找到：

[www.lacbusinesses.aidkit.org/p/faq](http://www.lacbusinesses.aidkit.org/p/faq)

[點擊這裡](#)查看所需文件的完整清單。



Previous: Welcome



### Frequently Asked Questions

Below is a set of frequently asked questions (FAQs) that provides additional detail about the LA Region Small Business Relief Fund, eligibility, and application process. You can click the section title for any question(s) you would like to receive more information about.



What is the LA County Small Business Relief Fund? ▾



What documents do I need to provide? ▾



What if I don't have access to the required documents? ▾



## 第 3 步：聯絡方式

提供您的主要聯絡資訊。

- 輸入您在政府簽發的身份證上的全名。*注意：您必須是企業所有者或非營利組織總裁或執行長才能完成此申請。*
- 輸入您的出生日期（必須年滿 18 歲才能申請）。
- 提供您的電話號碼（用於溝通和驗證）。
- 輸入您的電子郵件地址（您將在這裡收到有關申請的更新）。
- 請注意，如果您要返回已儲存的申請，請在輸入聯絡方式後點選「Resume」。



Previous: FAQs



### Contact Information

**First we need your name, birthday, and contact information.**

If you are coming back to finish an application you started before, please type in your birthday and the phone or email you used last time.



**What is your full name?**

*Enter your full name (first and last) exactly as it appears on your government-issued ID or other official identification document*

*You must be the owner of the business, or the nonprofit President or CEO to complete this application.*



**What is your birthday?**

*(You must be 18 years or older to apply.)*

Month:

Month

Day:

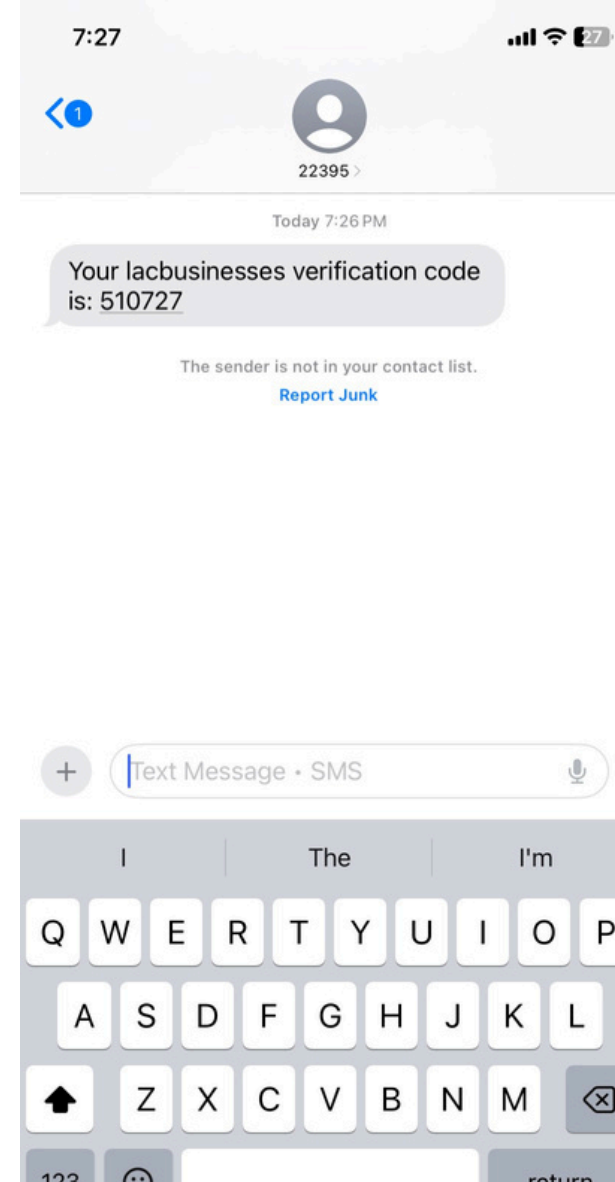
DD

Year:

YYYY

## 第 3 步 繼續...

我們需要驗證您提供的聯絡資訊。驗證碼將發送到您的電子郵件和手機。



### What is your email address?

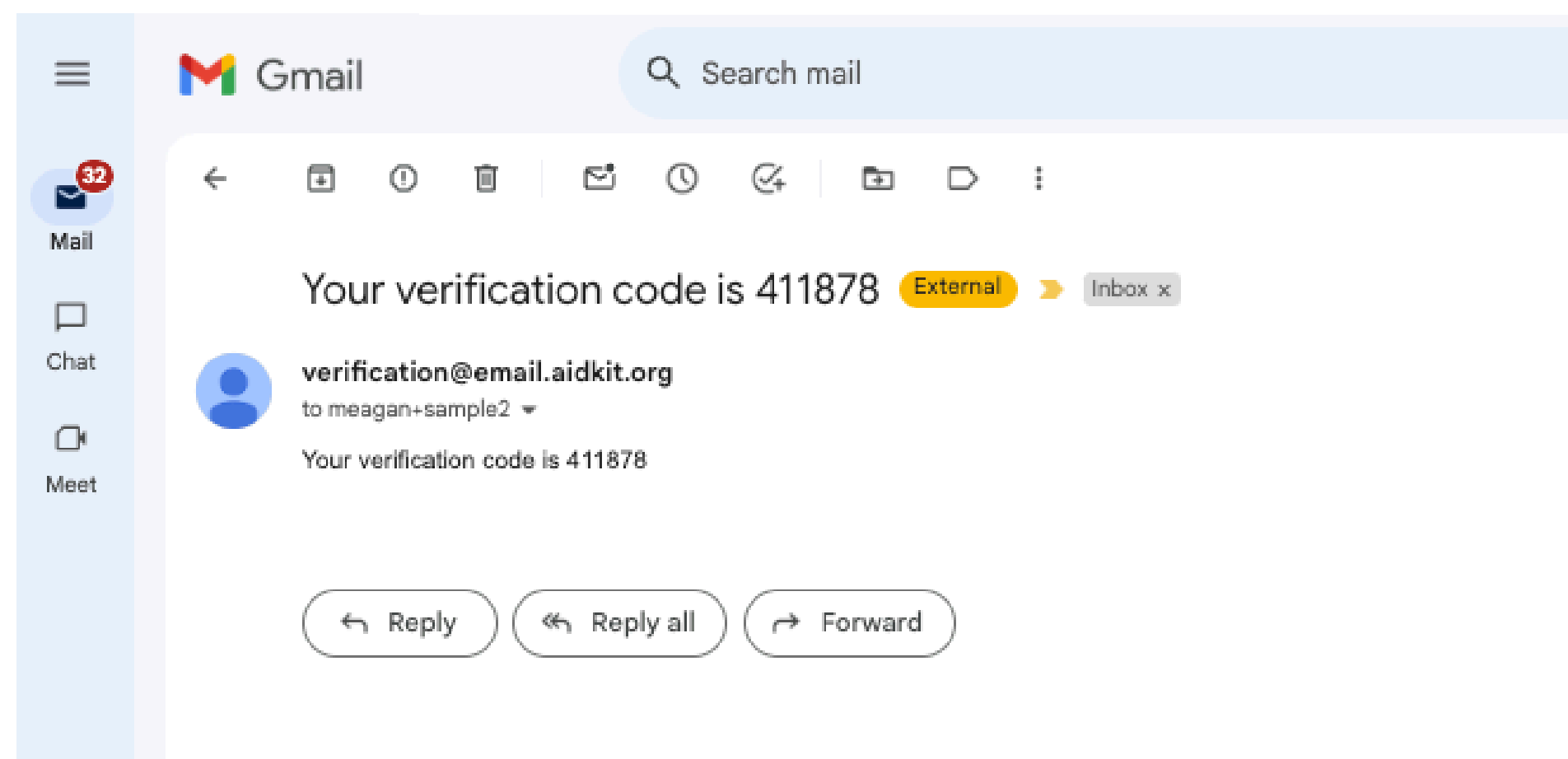
If you don't have an email address, many providers like [proton mail](#) offer free accounts without the need for a phone and signing up only takes a few minutes.

### Email contact confirmation:

We will send a one-time code to your email to check your contact information. Please click the button below to get the verification email. By clicking the button, you agree to receive messages from AidKit and allow cookies to save your consent and progress.

Please press the button below to send the verification email. By clicking the button you consent to receive messages from AidKit and to store cookies to save your consent and progress.

Send Confirmation Code



## 第 4 步：申請同意書

查看並接受該項目的資料隱私政策。



### Consent to Apply

#### Data Privacy:

- I authorize AidKit, Southern California Grantmakers, Los Angeles County, and the City of Los Angeles to collect and use my personal information for the purpose of verification and fraud prevention, program communications, eligibility determination, payment processing, evaluation of program impact, and improvement of the AidKit platform and future City of Los Angeles and County programming.
- I authorize Southern California Grantmakers, AidKit, Los Angeles County, and the City of Los Angeles to use my contact information to reach out with additional information, programs, and services related to the LA Region 2025 Windstorm and Wildfires.
- Personal information can include identity information (name, government ID, image/video), contact details, demographics and employment data or my financial information.
- This information may be used for identity verification services in accordance with the rules of applicable law.
- I understand that my data may be shared with third-party partners and that my data may be used to provide the services requested in this application, improve fee-for-service programs, and to provide recovery services. I understand that my data may be used in accordance with this privacy policy for the purposes or sold to external parties.

#### My Rights:

- I understand that I have the right to access/correct/delete my data by contacting [privacy@aidkit.cloud](mailto:privacy@aidkit.cloud).
- I can withdraw this consent at any time by contacting the same email address and acknowledge that such withdrawal may affect my participation in a program.
- I have a right to be notified in case of any data breach.
- I understand that AidKit will not sell my data under any circumstances.

*By moving forward with this application, I accept these terms and agree to receive program-related communications.*

✓ STEP 1  
Welcome

✓ STEP 2  
FAQs

✓ STEP 3  
Contact  
Information

✓ STEP 4  
Consent to  
Apply

5 STEP 5  
Application  
Assistance

6 STEP 6  
About Your  
Business

## 第 5 步：申請協助

註明您是否需要人工協助或自行完成申請。

若您需要人力協助，申請將會中止。當您準備好繼續時，無論是人工協助還是自行申請，您只需重新登入並更改對該問題的答案即可。

若您選擇人工協助，請務必攜帶所需文件。

[點擊這裡](#)查看所需文件的完整清單。

了解更多地點和支持，請造訪

[lacbusinesses.aidkit.org/sl/taproviders](https://lacbusinesses.aidkit.org/sl/taproviders)。



Previous: Consent to Apply



### Application Assistance

Help is available to assist you with your application. The fastest and easiest way to apply is online, but in-person assistance is also offered at specific business support sites. Your chances of receiving aid will not be affected by how you choose to apply. Visit [here](#) for more information about job sites offering in-person help.



Would you like help **in-person** filling out your application?

- No, I would like to proceed with the application.
- Yes, I would like in-person assistance with my application at a participating business support site.

## 第 6 步：關於您的業務

- 輸入稅務或公司註冊文件上顯示的合法企業或非營利組織名稱。
- 選擇您是營利企業還是非營利企業。
- 輸入您的企業/非營利組織地址（必須在洛杉磯縣）。
- 輸入您經營的業務類型（獨資企業、合夥企業、有限責任公司等）
- 輸入您的 EIN
- 輸入您的 SSN 或 ITIN（用於稅務和身分識別目的）
- 說明您有多少名員工（必須為 100 人或更少）。
- 輸入您 2023 年和 2024 年的年收入。

## About Your Business

- Are you applying on behalf of a nonprofit organization with a 501(c)(3), 501(c)(6), or 501(c)(19) status?
- I am a nonprofit with a 501(c)(3), 501(c)(6), or 501(c)(19) status
  - I am applying as a nonprofit with a different status
  - I am applying as a small business.

- Are you the president or CEO of the non-profit?
- Yes, I am the CEO.
  - Yes, I am the president
  - No, I am not.

- What is the name of your business as it appears on tax documents?

Example Business

- What type of building do you operate from? *Select one from the list.*

This should be the type of building your business was operating from on the first day of the Wildfire and Windstorm Emergency, January 7th.

- Brick-and-Mortar Commercial Space
- Home-Based Business

# 第 7 步：關於您的營利/非營利業務的問題

回答一些有關您的業務性質的問題

回答一些有關您的非營利組織性質的問題

department of economic opportunity COUNTY OF LOS ANGELES

STEP 7 OF 12  
Additional Questions About Your Business

English

department of economic opportunity COUNTY OF LOS ANGELES

STEP 7 OF 12  
Questions About Your Nonprofit

English

← Previous: About Your Business

▶ Additional Questions About Your Business

- ▶ Which industry sector best describes your business? (Select one):
- Agriculture, Forestry, Fishing and Hunting
  - Utilities
  - Construction
  - Manufacturing
  - Wholesale Trade
  - Retail Trade
  - Transportation and Warehousing
  - Information
  - Finance and Insurance
  - Real Estate and Rental and Leasing
  - Professional, Scientific, and Technical Services
  - Administrative and Support and Waste Management and Remediation Services
  - Educational Services
  - Health Care and Social Assistance
  - Arts, Entertainment, and Recreation
  - Accommodation and Food Services (incl Food Sidewalk Vendors)
  - Other Services (except Public Administration)

← Previous: About Your Business

▶ Questions About Your Nonprofit

▶ What is your nonprofit's Mission Statement?

This is our mission statement.

▶ Does your nonprofit primarily serve low- to moderate-income communities?

Yes  
 No

▶ Briefly Describe your Nonprofit's Services/Products.

We provide community support in X,Y, Z ways.

## 第 8 步：驗證受災影響

- 您的企業或非營利組織受到怎樣的影響（物理損壞、收入損失、設備損失等）。
- 與 2024 年相同月份的平均收入相比，收入損失所佔百分比估算是多少。
- 上傳證明受災影響的文件，例如保險索賠、照片或收入報告。

← Previous: Additional Questions About Your Business

### Disaster Impact

🔊 Does your organization have insurance coverage?

*Note: Your response to this question does not impact your eligibility for this grant.*

- Yes  
 No

🔊 What was the impact of the LA Region Windstorm and Wildfires starting on January 7, 2025 on your organization? (Select all that apply):

- The building my business operates from was fully destroyed  
 The building my business operates from was partially damaged  
 The building my business operates from was not damaged, but my business experienced revenue loss  
 The building my business operates from was not damaged, but my business experienced significant loss of equipment or inventory.  
 There was no impact on my business.

## 第 9 步：文件收集

在本部分中，您需要上傳文件來驗證您的身分和業務。

### 身分

- 上傳政府頒發的帶照片的身份證件以驗證您的企業所有權或非營利組織領導權。
- 可接受的文件包括：
  - 駕駛執照（過期 2 年內即可）
  - 州身份證
  - 護照（美國或外國）
- **我們需要查看：** 您的姓名和照片必須清晰可見。

[點擊這裡](#)查看所需文件的完整清單。



Please upload a photo ID from the list below. You may submit expired state or federally issued photo IDs as proof of identity, provided they are no more than two years past their expiration date at the time of application.

- California Driver's Licenses
- California AB 60 Driver's Licenses
- Other Driving License (USA or Foreign)
- California State Issued ID card
- Passport (USA or Foreign)
- Country Issued ID (USA or Foreign)
- Government Issued ID (USA or Foreign)
- Alien Identification Card (USA Green Card)
- Military ID (USA)
- Native American tribal photo ID
- Consular ID Card
- US Employment Authorization
- Matricula Consular Card (Mexico ID)
- Other government-issued photo ID that includes name and date of birth



**Do you have a government-issued ID to upload?**

- Yes, I have a government-issued photo ID
- No, I need staff support from an LA County Office of Small Business or an Economic Mobility Initiative (EMI) partner, LA City BusinessSource Center, or DEO at the Disaster Recovery Centers.



**Please select the kind of photo ID you have:**

- California Driver's Licenses
- California AB 60 Driver's Licenses
- Other Driving License (USA or Foreign)
- California State Issued ID card



## 第 9 步：文件收集

您需要拍攝自己的即時照片來完成身份驗證。您可以透過簡訊或電子郵件取得此操作的鏈接，或在您的桌上型電腦上完成此操作。



Please take and upload a selfie (picture of yourself).

Helpful tips:

- Make sure you are in a well-lit area.
- Hold the phone directly in front of your face (not angled upward).
- Your photo should include your full face, from shoulders up, with eyes open and looking at the camera.
- Take a new photo rather than using an old one from your camera roll.

How would you like to take a live photo of yourself and your documents?

Click here to choose an option



Please take and upload a selfie (picture of yourself).

Helpful tips:

- Make sure you are in a well-lit area.
- Hold the phone directly in front of your face (not angled upward).
- Your photo should include your full face, from shoulders up, with eyes open and looking at the camera.
- Take a new photo rather than using an old one from your camera roll.

How would you like to take a live photo of yourself and your documents?

✓ Click here to choose an option

Send me a link to my phone at \*\*\*-\*\*\*-\*\*\*02

Send me a link to my email at m\*\*\*\*\*@aidkit.cloud

Open a new tab on this device



## 第 9 步：文件收集

### 針對企業

- 上傳文件證明您的業務活躍且信譽良好。
- 我們僅接受有效且未過期的文件。這些文件包括：
  - 營利企業
    - 營業執照
    - 公司章程（針對股份有限公司和有限責任公司）。
    - 合作協議書（針對合夥）。
    - IRS 941表格（用於核實員工人數）。
      - 注意：擁有 0 個員工的企業無需上傳 IRS 941表格


### 針對非營利組織

- 上傳免稅證明（IRS認定函）。
- 上傳您的非營利組織的公司章程。
- 提供董事會和領導層結構的清單。
- 上傳 IRS 990表格 或同等財務文件來證明收入、營運費用以及員工人數。
- **我們需要查看：** 您的公司名稱、註冊詳情以及合規狀態。

[點擊這裡](#)查看所需文件的完整清單。

Do you have a copy of your valid business license?

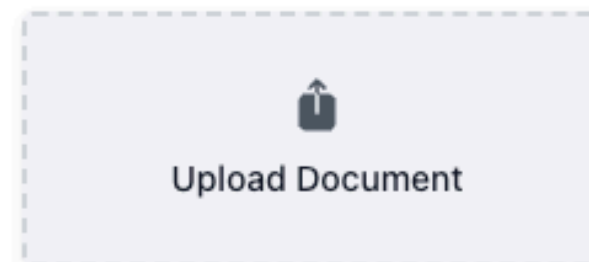
Here is an example.



This document is optional, however including this in your application will allow us to more effectively verify your eligibility.

- Yes, I have a copy of my valid business license
- No, I do not have a physical copy of this document and am not able to provide it.

Please upload a copy of your valid business license. This will help confirm that your business is in good standing with the Federal Government, the State of California, Los Angeles County, and your city.



# 第 10 步：其他非營利/營利文件

在本部分中，您需要上傳與您的業務類型（非營利性業務與營利性業務）相關的其他文件。

## 非營利性

## 營利性



STEP 10 OF 12  
Additional Nonprofit Document Collection

English



STEP 10 OF 12  
Additional Business Document Collection

English

Previous: Business and Identity Document Collection

### Additional Nonprofit Document Collection

Reminder: If you need to upload your documentation at a later time, all of your progress up until this point will be saved.

Do you have a copy of your nonprofit's corporate filings with the State's Secretary of State?

- Yes, I have my corporate filings with the Secretary of State
- No, I need staff support from an LA County Office of Small Business or an Economic Mobility Initiative (EMI) partner, LA City BusinessSource Center, or DEO at the Disaster Recovery Centers

← Back

Next →

Previous: Business and Identity Document Collection

### Additional Business Document Collection

Reminder: If you need to upload your documentation at a later time, all of your progress up until this point will be saved.

Now we need a copy of your 2023 or 2024 tax return.

Do you have a copy of your 2023 or 2024 tax return? You only need to upload one.

- Yes, I have my 2023 tax return
- Yes, I have my 2024 tax return
- No, I need staff support from an LA County Office of Small Business or an Economic Mobility Initiative (EMI) partner, LA City BusinessSource Center, or DEO at the Disaster Recovery Centers

Please upload your 2023 tax return.



## Impact From Disaster Documents

### 第 11 步：企業受災影響證明

- 上傳顯示企業地址的官方文件用於驗證您的公司在災難期間是否位於受影響的緊急區域。
- 可接受的文件包括：
  - 保險索賠報告
  - 財產或設備受損的照片
  - 收入損失報告或財務報表
  - 警方報告或 FEMA 認定函
- **我們需要查看：**
  - 您的公司名稱和實際地址。它們必須與先前在申請中輸入的名稱和實際地址相符。

[點擊這裡](#) 查看所需文件的完整清單。

▶ To verify the impact of the disaster on your business, please upload **ONE** document that includes the business name and physical address. Acceptable documents include (but are not limited to):

**If you are leasing the property from which your business operates:**

- Lease or Rental Agreement

**If you own the property from which your business operates:**

- Grant Deed
- County Recorder Documentation
- Ownership Affidavit
- Business or Property Ownership Documentation
- Property Tax Documents
- Business License or Permit
- Articles of Incorporation or Business Registration Documents
- Official Documents Filed with a State Agency

**You may also provide additional documents to further verify the disaster's impact, such as:**

- FEMA Determination Letter
- Photos of damages to property or equipment located in emergency zones
- Police report, news clips, or other supporting documentation

## 第 12 步：核對訊息

- 仔細檢查所有輸入的資訊是否準確。
- 確保已上傳所有必要的文件。
- 完成聲明，確認據您所知所有輸入的資訊真實正確。

[點擊這裡](#)查看所需文件的完整清單。

← Previous: Impact From Disaster Documents

## Review and Submit Your Application

- **Legal Name:** Example Person
- **Date of birth:** 01/02/2002
- **Email:** [meagan+b2b@aidkit.cloud](mailto:meagan+b2b@aidkit.cloud)
- **Phone number:** 5184785502
- **Business address:** 101 S Main St, Los Angeles, CA 90012

I, Example Person, certify that, to the best of my knowledge, the information provided as part of this application is true, correct, and complete.

Please click save after signing.

Draw your signature below



Type Signature

.....

## 第 13 步 - [可選] 分享你的故事



The City and County of Los Angeles are working hard to raise funds to support people who have been affected by the LA Windstorm and Wildfire Emergency. If you'd like to share how this emergency has impacted you, your story can help others understand the need in your community. Sharing is completely optional and will not affect your eligibility for this program. If we need more details, we may reach out to you.

## 第 14 步：提交申請


- 核對所有內容後，請點選「Submit」提交申請。
- 提交後，您將收到一封確認申請狀態的電子郵件。




You have successfully submitted your application!

Thank you for submitting your application.

## 申請支援與協助

 **需要幫忙?** 如果您在提交申請時遇到技術困難或有任何常見問題，請聯絡 AidKit 支援團隊：

 發短信或致電：(213) 523-3231 或

 寄email: [support@lacbusiness.aidkit.org](mailto:support@lacbusiness.aidkit.org)

如果您對文件有疑問或需要手動協助申請，請造訪洛杉磯縣小型企業辦公室、EMI 合作夥伴或 BusinessSource 中心。

了解更多地點和支持，請造訪 [lacbusinesses.aidkit.org/sl/taproviders](https://lacbusinesses.aidkit.org/sl/taproviders)。



## 最後提醒

- ✓ 申請必須在 2025 年 2 月 24 日前完成。
- ✓ 資金有限且不保證。
- ✓ 隨時了解最新資訊－未來的更新可能會透過電子郵件或簡訊發送。

希望透過本指南您能了解申請要求並更順利地完成申請流程。如果您有任何疑問，請聯絡支援團隊！