

LA Region Small Business Relief Fund: Gabay sa Aplikasyon

department
of **economic
opportunity**
COUNTY OF LOS ANGELES





Pangkalahatang-ideya ng Programa

Ang LA Region Small Business Relief Fund ay nagbibigay ng mga grant mula \$2,000 hanggang \$25,000 sa mga kwalipikadong maliliit na negosyo at nonprofit na naapektuhan ng Enero 2025 na windstorm at wildfire sa Los Angeles County. Ang mga pondong ito ay naglalayong tulungan ang mga negosyo na makabangon mula sa sakuna at magpatuloy sa mga operasyon.

Ang mga aplikasyon ay bukas mula Pebrero 6, 2025, hanggang Pebrero 24, 2025. Ang aplikasyon ay tumatagal ng 20-30 minuto upang makumpleto, at maaari kang mag-save at bumalik sa ibang pagkakataon kung kinakailangan.

Mga Detalye ng Pagpopondo at Mga Yugto sa Hinaharap

- Ang mga halaga ng grant ay depende sa uri at kalubhaan ng epekto:
 - \$25,000 – Para sa mga negosyong brick-and-mortar na ganap na nawasak.
 - \$20,000 – Para sa mga negosyong bahagyang nawasak.
 - \$15,000 – Para sa mga negosyong nakaranas lamang ng pagkawala ng kita.
 - \$5,000 – Para sa mga negosyong nakabase sa bahay at mga independiyenteng kontratista na may pagkawala ng kita at imbentaryo/kagamitan.
 - \$2,000 – Para sa mga home-based na negosyo at mga independiyenteng kontratista na nakaranas ng pagkawala ng kita lamang.
- Maaaring magkaroon ng karagdagang pondo sa mga susunod na yugto.

Mga Kinakailangan sa Kwalipikasyon

Upang maging kwalipikado, kailangan mong:

- ✓ Pagmamay-ari ng maliit na negosyo o nonprofit sa Los Angeles County.
- ✓ Magkaroon ng 100 o mas kaunting empleyado.
- ✓ Magkaroon ng taunang kita na \$6 milyon o mas mababa.
- ✓ Nakaranas ng ganap na pagkasira o pinsala sa komersyal na lokasyon ng isang negosyo, nakaranas ng pagkawala ng imbentaryo/kagamitan o pagbaba ng kita dahil sa sakuna.
- ✓ Maging maganda ang katayuan sa mga ahensya ng gobyerno (wastong lisensya sa negosyo, pagsunod sa buwis, atbp.).

Ibibigay ang prioridad sa mga negosyong pinaka-aapektuhan. Kung ang mga aplikasyon ay lumampas sa magagamit na mga pondo, maaaring gumamit ng sistema ng lottery.

Kung Saan Mag-a-apply

Maaari kang mag-apply online sa: lacbusinesses.aidkit.org/apply o humingi ng tulong nang personal sa:

- LA County Office of Small Business (Opisina ng Maliit na Negosyo ng LA County)
- Economic Mobility Initiative Partners (EMI) (Mga kasosyo sa Economic Mobility Initiative).
- LA City BusinessSource Centers
- Mga Regional Disaster Recovery Center
- Mga Small Business Development Center (SBDCs)

Para sa mga lokasyon at suporta, bisitahin ang lacbusinesses.aidkit.org/sl/taproviders.

Mga Kinakailangang Dokumento at Ano ang Kailangan Naming Makita:

- Ang bawat seksyon ng aplikasyon ay nangangailangan ng mga partikular na dokumento, na nakabalangkas sa ibang pagkakataon sa gabay na ito.
- Tiyaking nakikita ang pangalan ng iyong negosyo at mga pangunahing detalye.
- Kung wala kang dokumento, hihinto ang aplikasyon.
- Dapat mayroon ka ng lahat ng kinakailangang dokumento upang makumpleto ang aplikasyong ito.
- Kung mayroon kang mga tanong o hindi sigurado tungkol sa isang dokumento, maaari kang bumisita sa isang business support hub, ngunit hindi papayagang umunlad ang application hanggang sa mag-upload kayo ng (mga) dokumentong kinakailangan sa bawat seksyon.

Tingnan ang buong listahan ng mga kinakailangang dokumento dito.

Paano Kumpletuhin ang Application

department
of **economic
opportunity**
COUNTY OF LOS ANGELES





STEP 1
Welcome



STEP 2
FAQs



STEP 3
Contact
Information



STEP 4
Consent to
Apply



STEP 5
Application
Assistance



STEP 6
About Your
Business

Paano Simulan ang Aplikasyon:

- Bisitahin ang website ng application na lacbusinesses.aidkit.org/apply o pumunta sa isang lokal na business assistance hub para sa personal na tulong.
- Kumpletuhin ang mga Hakbang sa Aplikasyon na kasunod upang magsimula ng bagong aplikasyon o ipagpatuloy ang isang naka-save na aplikasyon kung babalik.



department
of economic
opportunity
COUNTY OF LOS ANGELES



Pick Your Language / Elige Tu Idioma

- English
- Español



Prefer to listen to this page? Click on the gray button to the left of any text block to hear audio throughout the application and all surveys.

You may also switch languages at any time by using the drop down at the top right hand corner of the page.

Please visit the LA County Office of Small Business, an Economic Mobility Initiative (EMI) partner, or the LA City Business Source Center for assistance if you need help in a language other than English or Spanish.

Mga Hakbang sa Aplikasyon

Sundin ang mga sunud-sunod na
tagubiling ito upang makumpleto nang
tumpak ang iyong aplikasyon

department
of **economic
opportunity**
COUNTY OF LOS ANGELES





STEP 1
Welcome



STEP 2
FAQs



STEP 3
Contact
Information



STEP 4
Consent to
Apply



STEP 5
Application
Assistance



STEP 6
About Your
Business

Hakbang 1: Maligayang pagdating

Piliin ang iyong gustong wika (Ingles o Espanyol) upang makumpleto ang aplikasyon.

Mangyaring bisitahin ang LA County Office of Small Business, isang Economic Mobility Initiative (EMI) partner, o ang LA City BusinessSource Center para sa tulong kung kailangan mo ng tulong sa isang wika maliban sa English o Spanish.

Para sa mga lokasyon at suporta, bisitahin ang lacbusinesses.aidkit.org/sl/taproviders.



department
of economic
opportunity
COUNTY OF LOS ANGELES



Pick Your Language / Elige Tu Idioma

- English
- Español



Prefer to listen to this page? Click on the gray button to the left of any text block to hear audio throughout the application and all surveys.

You may also switch languages at any time by using the drop down at the top right hand corner of the page.

Please visit the LA County Office of Small Business, an Economic Mobility Initiative (EMI) partner, or the LA City Business Source Center for assistance if you need help in a language other than English or Spanish.

✓ STEP 1
Welcome

✓ STEP 2
FAQs

3 STEP 3
Contact
Information

4 STEP 4
Consent to
Apply

5 STEP 5
Application
Assistance

6 STEP 6
About Your
Business

Hakbang 2: Mga Madalas Itanong (FAQS)

Suriin ang mga madalas itanong (FAQ) para ihanda kayo para sa proseso ng aplikasyon.

Ang mga FAQ ay matatagpuan din dito:
www.lacbusinesses.aidkit.org/p/faq

Tingnan ang buong listahan ng mga kinakailangang dokumento [dito](#).

← Previous: Welcome

Frequently Asked Questions

Below is a set of frequently asked questions (FAQs) that provides additional detail about the LA Region Small Business Relief Fund, eligibility, and application process. You can click the section title for any question(s) you would like to receive more information about.

What is the LA County Small Business Relief Fund? ▾

What documents do I need to provide? ▾

What if I don't have access to the required documents? ▾

Hakbang 3: Impormasyon sa Pakikipag-ugnayan

Ibigay ang iyong pangunahing impormasyon sa pakikipag-ugnayan.

- Ilagay ang iyong buong legal na pangalan tulad ng makikita sa iyong ID na ibinigay ng gobyerno.
Tandaan: Dapat na ikaw ang may-ari ng negosyo, o ang nonprofit na Pangulo o CEO upang makumpleto ang application na ito.
- Ilagay ang petsa ng iyong kapanganakan (dapat 18 taong gulang o mas matanda para mag-apply).
- Ibigay ang iyong numero ng telepono (ginagamit para sa komunikasyon at pag-verify).
- Ilagay ang iyong email address (makakatanggap kayo ng mga update sa application dito).
- Tandaan, kung babalik kayo sa isang naka-save na application, i-click ang "Ipagpatuloy" na application pagkatapos ipasok ang iyong impormasyon sa pakikipag-ugnayan.



Previous: FAQs



Contact Information

First we need your name, birthday, and contact information.

If you are coming back to finish an application you started before, please type in your birthday and the phone or email you used last time.



What is your full name?

Enter your full name (first and last) exactly as it appears on your government-issued ID or other official identification document

You must be the owner of the business, or the nonprofit President or CEO to complete this application.



What is your birthday?

(You must be 18 years or older to apply.)

Month:

Month

Day:

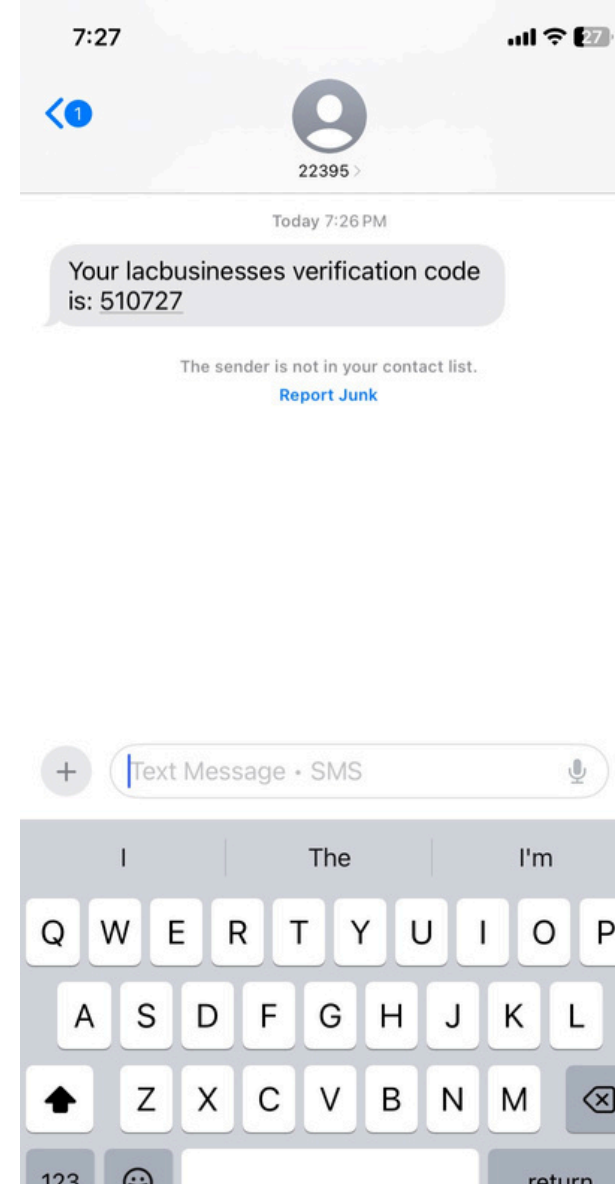
DD

Year:

YYYY

Hakbang 3 Ipinagpatuloy...

Hihilingin sa iyong i-verify ang impormasyon sa pakikipag-ugnayan na ibinibigay mo. Isang verification code ang ipapadala sa iyong email at telepono.



What is your email address?

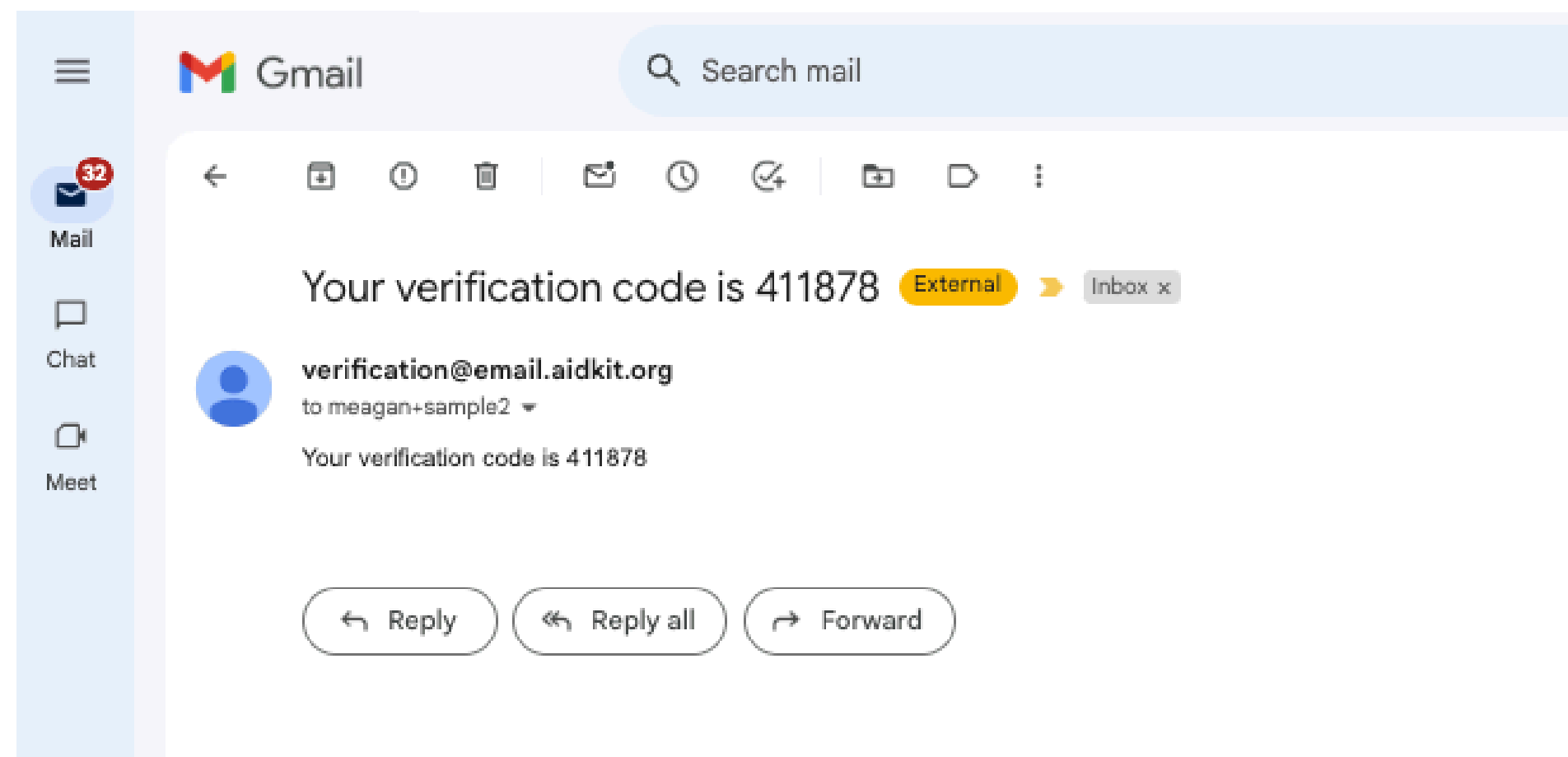
If you don't have an email address, many providers like [proton mail](#) offer free accounts without the need for a phone and signing up only takes a few minutes.

Email contact confirmation:

We will send a one-time code to your email to check your contact information. Please click the button below to get the verification email. By clicking the button, you agree to receive messages from AidKit and allow cookies to save your consent and progress.

Please press the button below to send the verification email. By clicking the button you consent to receive messages from AidKit and to store cookies to save your consent and progress.

Send Confirmation Code



Hakbang 4: Pahintulot na Mag-apply

Suriin at tanggapin ang mga patakaran sa privacy ng data ng programa.



Consent to Apply

Data Privacy:

- I authorize AidKit, Southern California Grantmakers, Los Angeles County, and the City of Los Angeles to collect and use my personal information for the purpose of verification and fraud prevention, program communications, eligibility determination, payment processing, evaluation of program impact, and improvement of the AidKit platform and future City of Los Angeles and County programming.
- I authorize Southern California Grantmakers, AidKit, Los Angeles County, and the City of Los Angeles to use my contact information to reach out with additional information, programs, and services related to the LA Region 2025 Windstorm and Wildfires.
- Personal information can include identity information (name, government ID, image/video), contact details, demographics and employment data or my financial information.
- This information may be used for identity verification services in accordance with the rules of applicable law.
- I understand that my data may be shared with third-party partners and that my data may be used to provide the services requested in this application, improve fee-for-service programs, and to provide recovery services. I understand that my data may be used in accordance with this privacy policy for the purposes stated or sold to external parties.

My Rights:

- I understand that I have the right to access/correct/delete my data by contacting privacy@aidkit.cloud.
- I can withdraw this consent at any time by contacting the same email address and acknowledge that such withdrawal may affect my participation in a program.
- I have a right to be notified in case of any data breach.
- I understand that AidKit will not sell my data under any circumstances.

By moving forward with this application, I accept these terms and agree to receive program-related communications.

✓ STEP 1
Welcome

✓ STEP 2
FAQs

✓ STEP 3
Contact
Information

✓ STEP 4
Consent to
Apply

5 STEP 5
Application
Assistance

6 STEP 6
About Your
Business

Hakbang 5: Tulong sa Aplikasyon

Ipahiwatig kung kailangan mo ng personal na tulong, o kung kayo mismo ang kukumpleto sa aplikasyon.

Kung sasabihin mong kailangan mo ng personal na tulong, hihinto ang aplikasyon. Kapag handa kayo nang magpatuloy, personal man, o mag-isa, mag-log in lang muli at baguhin ang iyong tugon sa tanong.

Kung personal kang pupunta, siguraduhing dalhin ang mga kinakailangang dokumento.

Tingnan ang buong listahan ng mga kinakailangang dokumento **dito**.

Para sa mga lokasyon at suporta, bisitahin ang **lacbusinesses.aidkit.org/sl/taproviders**.



Previous: Consent to Apply



Application Assistance

Help is available to assist you with your application. The fastest and easiest way to apply is online, but in-person assistance is also offered at specific business support sites. Your chances of receiving aid will not be affected by how you choose to apply. Visit [here](#) for more information about job sites offering in-person help.



Would you like help **in-person filling out your application?**

- No, I would like to proceed with the application.
- Yes, I would like in-person assistance with my application at a participating business support site.

Hakbang 6: Tungkol sa Iyong Negosyo

- Ilagay ang iyong legal na pangalan ng negosyo o nonprofit na lumalabas sa mga dokumento ng buwis o pagsasama.
- Piliin kung kayo ay isang pang-profit na negosyo o isang nonprofit.
- Ilagay ang iyong negosyo/nonprofit na address (dapat nasa Los Angeles County).
- Ilagay ang uri ng negosyong iyong pinapatakbo (Sole Proprietorship, Partnership, LLC, atbp.)
- Ilagay ang iyong EIN
- Ilagay ang iyong SSN o ITIN (para sa mga layunin ng buwis at pagkakakilanlan)
- Sabihin kung ilang empleyado ang mayroon kayo (dapat 100 o mas kaunti).
- Ilagay ang iyong taunang kita para sa 2023 at 2024.

About Your Business

Are you applying on behalf of a nonprofit organization with a 501(c)(3), 501(c)(6), or 501(c)(19) status?

- I am a nonprofit with a 501(c)(3), 501(c)(6), or 501(c)(19) status
- I am applying as a nonprofit with a different status
- I am applying as a small business.

Are you the president or CEO of the non-profit?

- Yes, I am the CEO.
- Yes, I am the president
- No, I am not.

What is the name of your business as it appears on tax documents?

Example Business

What type of building do you operate from? *Select one from the list.*

This should be the type of building your business was operating from on the first day of the Wildfire and Windstorm Emergency, January 7th.

- Brick-and-Mortar Commercial Space
- Home-Based Business

Hakbang 7: Mga Tanong Tungkol sa Iyong Profit / Non Profit na Negosyo

Sagutin ang ilang tanong tungkol sa katangian ng iyong negosyo

Sagutin ang ilang tanong tungkol sa katangian ng iyong non-profit

department of economic opportunity COUNTY OF LOS ANGELES

STEP 7 OF 12
Additional Questions About Your Business

English

department of economic opportunity COUNTY OF LOS ANGELES

STEP 7 OF 12
Questions About Your Nonprofit

English

← Previous: About Your Business

▶ Additional Questions About Your Business

- ▶ Which industry sector best describes your business? (Select one):
- Agriculture, Forestry, Fishing and Hunting
 - Utilities
 - Construction
 - Manufacturing
 - Wholesale Trade
 - Retail Trade
 - Transportation and Warehousing
 - Information
 - Finance and Insurance
 - Real Estate and Rental and Leasing
 - Professional, Scientific, and Technical Services
 - Administrative and Support and Waste Management and Remediation Services
 - Educational Services
 - Health Care and Social Assistance
 - Arts, Entertainment, and Recreation
 - Accommodation and Food Services (incl Food Sidewalk Vendors)
 - Other Services (except Public Administration)

← Previous: About Your Business

▶ Questions About Your Nonprofit

▶ What is your nonprofit's Mission Statement?

This is our mission statement.

▶ Does your nonprofit primarily serve low- to moderate-income communities?

Yes

No

▶ Briefly Describe your Nonprofit's Services/Products.

We provide community support in X,Y, Z ways.

Hakbang 8: I-verify ang Disaster Epekto

- Piliin kung paano naapektuhan ang iyong negosyo o nonprofit (pisikal na pinsala, pagkawala ng kita, pagkawala ng kagamitan, atbp.).
- Ilagay ang tinantyang porsyento ng pagkawala ng kita kumpara sa iyong average noong 2024 para sa parehong buwan.
- Mag-upload ng mga dokumentong nagpapatunay ng epekto ng sakuna, gaya ng mga claim sa insurance, mga larawan, o mga ulat ng kita.

← Previous: Additional Questions About Your Business

Disaster Impact

🔊 Does your organization have insurance coverage?

Note: Your response to this question does not impact your eligibility for this grant.

- Yes
 No

🔊 What was the impact of the LA Region Windstorm and Wildfires starting on January 7, 2025 on your organization? (Select all that apply):

- The building my business operates from was fully destroyed
 The building my business operates from was partially damaged
 The building my business operates from was not damaged, but my business experienced revenue loss
 The building my business operates from was not damaged, but my business experienced significant loss of equipment or inventory.
 There was no impact on my business.

Hakbang 9: Pagkolekta ng Dokumento

Sa seksyong ito, hihilingin sa iyong mag-upload ng mga dokumento para i-verify ang iyong pagkakakilanlan at ang iyong negosyo.

Pagkakakilanlan

- Mag-upload ng photo ID na bigay ng gobyerno para i-verify ang pagmamay-ari ng negosyo o nonprofit na pamumuno.
- Ang mga katanggap-tanggap na dokumento ay kinabibilangan ng:
 - Lisensya sa pagmamaneho (kahit na nag-expire hanggang 2 taon)
 - ID card ng estado
 - Pasaporte (U.S. o dayuhan)
- **Ano ang kailangan naming makita:** Ang iyong pangalan at larawan ay dapat na malinaw na nakikita.

Para sa buong listahan ng mga kinakailangang dokumento, bisitahin [dito](#).



Please upload a photo ID from the list below. You may submit expired state or federally issued photo IDs as proof of identity, provided they are no more than two years past their expiration date at the time of application.

- California Driver's Licenses
- California AB 60 Driver's Licenses
- Other Driving License (USA or Foreign)
- California State Issued ID card
- Passport (USA or Foreign)
- Country Issued ID (USA or Foreign)
- Government Issued ID (USA or Foreign)
- Alien Identification Card (USA Green Card)
- Military ID (USA)
- Native American tribal photo ID
- Consular ID Card
- US Employment Authorization
- Matricula Consular Card (Mexico ID)
- Other government-issued photo ID that includes name and date of birth



Do you have a government-issued ID to upload?

- Yes, I have a government-issued photo ID
- No, I need staff support from an LA County Office of Small Business or an Economic Mobility Initiative (EMI) partner, LA City BusinessSource Center, or DEO at the Disaster Recovery Centers.



Please select the kind of photo ID you have:

- California Driver's Licenses
- California AB 60 Driver's Licenses
- Other Driving License (USA or Foreign)
- California State Issued ID card

Hakbang 9: Pagkolekta ng Dokumento

Para makumpleto ang pag-verify ng pagkakakilanlan, kukuha kayo ng live na larawan ng iyong sarili. Maaari kang magkaroon ng link upang makumpleto ito na maipadala sa iyo sa pamamagitan ng text, email, o kumpletuhin ito sa iyong desktop computer.




Please take and upload a selfie (picture of yourself).

Helpful tips:

- Make sure you are in a well-lit area.
- Hold the phone directly in front of your face (not angled upward).
- Your photo should include your full face, from shoulders up, with eyes open and looking at the camera.
- Take a new photo rather than using an old one from your camera roll.

How would you like to take a live photo of yourself and your documents?

Click here to choose an option 



Please take and upload a selfie (picture of yourself).

Helpful tips:

- Make sure you are in a well-lit area.
- Hold the phone directly in front of your face (not angled upward).
- Your photo should include your full face, from shoulders up, with eyes open and looking at the camera.
- Take a new photo rather than using an old one from your camera roll.

How would you like to take a live photo of yourself and your documents?

Click here to choose an option

Send me a link to my phone at ***-***-***02

Send me a link to my email at m***@aidkit.cloud**

Open a new tab on this device



Hakbang 9: Pagkolekta ng Dokumento

Negosyo

- Mag-upload ng mga dokumento na nagpapatunay na aktibo at nasa magandang katayuan ang iyong negosyo.
- Ang mga katanggap-tanggap na dokumento ay dapat na wasto at kasalukuyan. Kabilang sa mga ito ang:
 - Para sa Kita
 - Lisensya sa negosyo
 - Articles of Incorporation (para sa mga korporasyon at LLC).
 - Partnership agreement (para sa partnership).
 - IRS Form 941 (upang i-verify ang bilang ng empleyado).
 - Tandaan: Ang mga negosyong may 0 empleyado ay hindi kailangang mag-upload ng IRS Form 941

Nonprofit

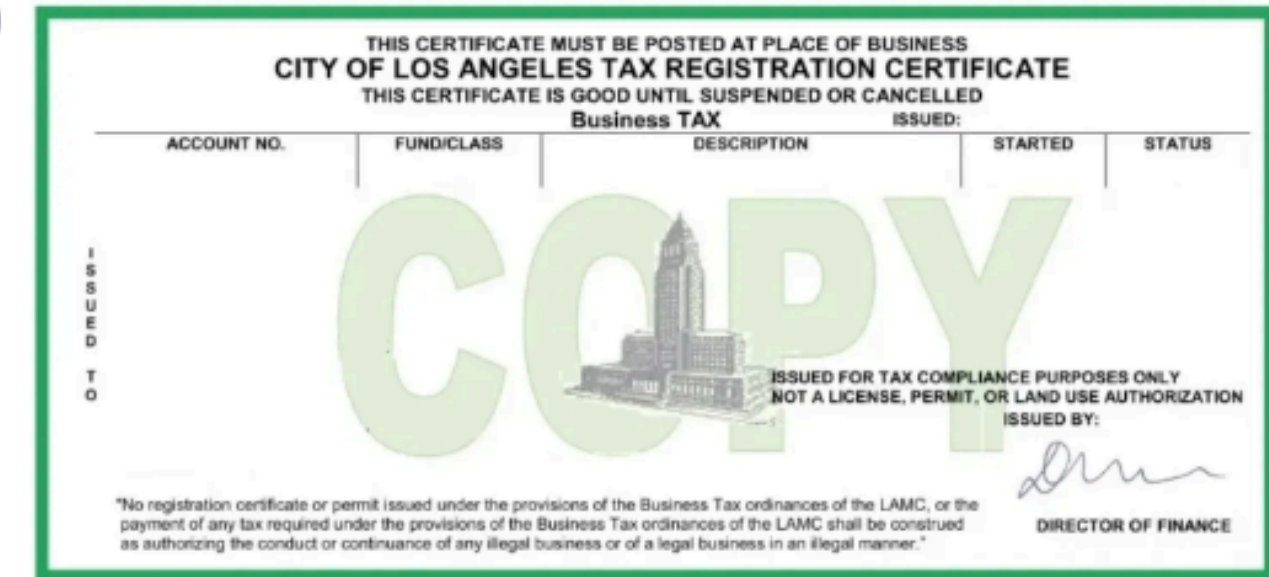
- Mag-upload ng patunay ng tax-exempt status (liham ng pagpapasiya ng IRS).
- I-upload ang Articles of Incorporation ng iyong nonprofit.
- Magbigay ng listahan ng Lupon ng mga Direktor at istraktura ng pamumuno.
- Mag-upload ng IRS Form 990 o katumbas na dokumentasyong pinansyal para i-verify ang kita at mga gastusin sa pagpapatakbo, at bilang ng mga empleyado.
- **Ang kailangan naming makita:** Ang pangalan ng iyong negosyo, mga detalye ng pagpaparehistro, at katayuan sa pagsunod.

Para sa buong listahan ng mga kinakailangang dokumento, bisitahin [dito](#).



Do you have a copy of your valid business license?

Here is an example.

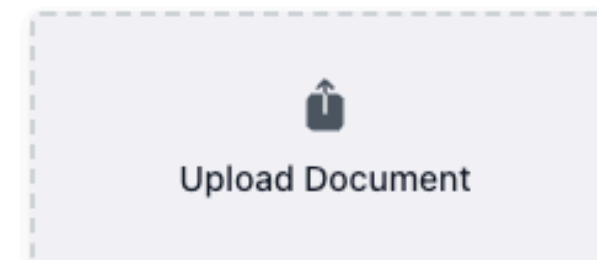


This document is optional, however including this in your application will allow us to more effectively verify your eligibility.

- Yes, I have a copy of my valid business license
- No, I do not have a physical copy of this document and am not able to provide it.



Please upload a copy of your valid business license. This will help confirm that your business is in good standing with the Federal Government, the State of California, Los Angeles County, and your city.



Hakbang 10: Karagdagang Nonprofit / For Profit Dokumentasyon

Sa seksyong ito, hihilingin sa iyong mag-upload ng karagdagang dokumentasyon na nauugnay sa uri ng iyong negosyo (Nonprofit vs For Profit Business).

Nonprofit

Para sa Kita



STEP 10 OF 12
Additional Nonprofit Document Collection

English



STEP 10 OF 12
Additional Business Document Collection

English

← Previous: Business and Identity Document Collection

← Previous: Business and Identity Document Collection

Additional Nonprofit Document Collection

Additional Business Document Collection

Reminder: If you need to upload your documentation at a later time, all of your progress up until this point will be saved.

Reminder: If you need to upload your documentation at a later time, all of your progress up until this point will be saved.

Do you have a copy of your nonprofit's corporate filings with the State's Secretary of State?

- Yes, I have my corporate filings with the Secretary of State
- No, I need staff support from an LA County Office of Small Business or an Economic Mobility Initiative (EMI) partner, LA City BusinessSource Center, or DEO at the Disaster Recovery Centers

Now we need a copy of your 2023 or 2024 tax return.

Do you have a copy of your 2023 or 2024 tax return? You only need to upload one.

- Yes, I have my 2023 tax return
- Yes, I have my 2024 tax return
- No, I need staff support from an LA County Office of Small Business or an Economic Mobility Initiative (EMI) partner, LA City BusinessSource Center, or DEO at the Disaster Recovery Centers

Please upload your 2023 tax return.

← Back

Next →



Impact From Disaster Documents

Hakbang 11: Patunay ng Epekto ng Sakuna para sa Negosyo

- Mag-upload ng opisyal na dokumento na nagpapakita ng address ng iyong negosyo. Gagamitin ito para i-verify na ang iyong negosyo ay nasa isang apektadong emergency zone sa panahon ng sakuna.
- Ang mga katanggap-tanggap na dokumento ay kinabibilangan ng:
 - Ulat ng claim sa insurance
 - Mga larawan ng pinsala sa ari-arian o kagamitan
 - Mga ulat sa pagkawala ng kita o mga pahayag sa pananalapi
 - Ulat ng pulisya o liham ng pagpapasiya ng FEMA
- **Ano ang kailangan nating makita:**
 - Ang iyong pangalan ng negosyo at pisikal na address. Dapat itong tumugma sa pangalan at pisikal na address na inilagay nang mas maaga sa aplikasyon.

Para sa buong listahan ng mga kinakailangang dokumento, bisitahin [dito](#).

To verify the impact of the disaster on your business, please upload **ONE** document that includes the business name and physical address. Acceptable documents include (but are not limited to):

If you are leasing the property from which your business operates:

- Lease or Rental Agreement

If you own the property from which your business operates:

- Grant Deed
- County Recorder Documentation
- Ownership Affidavit
- Business or Property Ownership Documentation
- Property Tax Documents
- Business License or Permit
- Articles of Incorporation or Business Registration Documents
- Official Documents Filed with a State Agency

You may also provide additional documents to further verify the disaster's impact, such as:

- FEMA Determination Letter
- Photos of damages to property or equipment located in emergency zones
- Police report, news clips, or other supporting documentation

Hakbang 12: Suriin

- Maingat na suriin ang lahat ng inilagay na impormasyon para sa katumpakan.
- Tiyaking na-upload ang lahat ng kinakailangang dokumento.
- Kumpletuhin ang pagpapatunay, na nagsasabi sa abot ng iyong kaalaman, lahat ng inilagay na impormasyon ay totoo at tama.

Para sa buong listahan ng mga kinakailangang dokumento, bisitahin [dito](#).

← Previous: Impact From Disaster Documents

Review and Submit Your Application

- **Legal Name:** Example Person
- **Date of birth:** 01/02/2002
- **Email:** meagan+b2b@aidkit.cloud
- **Phone number:** 5184785502
- **Business address:** 101 S Main St, Los Angeles, CA 90012

I, Example Person, certify that, to the best of my knowledge, the information provided as part of this application is true, correct, and complete.

Please click save after signing.

Draw your signature below



Type Signature

.....

Hakbang 13 - [Opsyonal] Ibahagi ang iyong kuwento



The City and County of Los Angeles are working hard to raise funds to support people who have been affected by the LA Windstorm and Wildfire Emergency. If you'd like to share how this emergency has impacted you, your story can help others understand the need in your community. Sharing is completely optional and will not affect your eligibility for this program. If we need more details, we may reach out to you.

**department
of economic
opportunity**
COUNTY OF LOS ANGELES



Hakbang 14: Isumite ang Iyong Aplikasyon

- I-click ang “Isumite” kapag nasuri na ang lahat.
- Pagkatapos ng pagsusumite, makakatanggap kayo ng isang email na nagpapatunay sa katayuan ng iyong aplikasyon.



You have successfully submitted your application!

Thank you for submitting your application.

**department
of economic
opportunity**
COUNTY OF LOS ANGELES



Suporta at Tulong sa Aplikasyon

💡 Kailangan ng tulong? Kung nahihirapan kayong sa mga teknikal sa pagsusumite ng iyong aplikasyon o mayroon kang anumang pangkalahatang tanong, maaari kang makipag-ugnayan sa Koponan ng Suporta ng AidKit:

☎ Mag-text o Tumawag: (213) 523-3231 o ✉ Email:
support@lacbusiness.aidkit.org

Kung mayroon pa kayong mga tanong tungkol sa isang dokumento o nangangailangan ng personal na tulong sa aplikasyon, bisitahin ang isang LA County Office of Small Business, EMI partner, o BusinessSource Center.

Para sa mga lokasyon at suporta, bisitahin ang lacbusinesses.aidkit.org/sl/taproviders.

Mga Pangwakas na Paalala

- ✓ Dapat makumpleto ang mga aplikasyon bago ang Pebrero 24, 2025.
- ✓ Limitado ang mga pondo at hindi garantisado.
- ✓ Manatiling may kaalaman—maaaring ipadala ang mga update sa hinaharap sa pamamagitan ng email o text.

Sa pamamagitan ng pagsunod sa gabay na ito, mauunawaan mo kung ano ang kinakailangan at magkaroon ng mas maayos na proseso ng aplikasyon. Kung mayroon kang anumang mga katanungan, makipag-ugnayan sa suporta!