

# 근로자 구호 기금: 신청 안내

---

department  
of **economic  
opportunity**  
COUNTY OF LOS ANGELES





# 프로그램 개요

LA 지역 근로자 구호 기금은 2025년 1월 로스앤젤레스 카운티에 발생한 강풍과 산불로 피해를 입은 자격 요건을 갖춘 근로자에게 2,000달러의 현금 지원을 제공합니다. 이 기금은 강풍과 산불로 인한 경제적 어려움에서 개인이 회복하는데 도움을 주기 위해 마련되었습니다. 신청 기간은 2025년 2월 6일부터 2025년 2월 24일까지입니다. 신청서 작성에는 20~30분이 소요되며, 필요한 경우 저장이 가능하고 나중에 다시 돌아와 작성할 수 있습니다.

## 기금 세부 정보 및 향후 단계

- 근로자 구호금은 자선 기부금으로 조성됩니다.
- 향후 단계에서 추가 자금이 마련될 수 있습니다.

## 신청처

온라인 [[www.lacworkers.aidkit.org/apply](http://www.lacworkers.aidkit.org/apply)]으로 신청하거나 다음 장소에서 직접 도움을 받으실 수 있습니다.

- 캘리포니아주 미국 Job Centers (AJCC)
- 경제 기회부(DEO) 재난 복구 센터
- LA 시 WorkSource 센터

위치 및 지원에 대한 자세한

내용은 [www.lacworkers.aidkit.org/sl/taproviders](http://www.lacworkers.aidkit.org/sl/taproviders)를 방문하십시오

## 자격 요건

자격을 얻으려면 다음 요건을 충족해야 합니다:

- ✓ 로스앤젤레스 카운티 거주 (영구 주소지가 없는 사람 포함)
- ✓ 만 18세 이상
- ✓ 재난 발생 당시 LA 카운티에서 고용 또는 자영업에 종사
- ✓ 직장 폐쇄, 대피 또는 거주지 상실로 인해 소득 손실 발생

피해가 가장 큰 사람들에게 우선 순위가 주어집니다. 신청 건수가 가용 자금을 초과할 경우, 추첨 시스템이 사용될 수 있습니다.

## 필수 서류 및 확인 필요 사항:

신청서의 각 섹션에는 특정 서류가 필요합니다. 이름과 기타 주요 정보가 잘 보이도록 하십시오. 서류가 없는 경우, 신청서를 저장하고 나중에 다시 작성하거나 잡 센터 또는 재난 복구 센터를 방문하여 도움을 받으실 수 있습니다.

# 신청서 작성 방법

---

department  
of **economic  
opportunity**  
COUNTY OF LOS ANGELES



## 신청서 시작 방법:

- [lacworkers.aidkit.org/apply](https://lacworkers.aidkit.org/apply)를 방문 신청하거나 지역 잡 센터 또는 재난 복구 센터를 방문하여 직접 도움을 받으십시오.
- 다음에 나오는 신청 절차를 완료하여 새로운 신청을 시작하거나, 다시 돌아와 저장된 신청서를 재개하십시오.



department  
of economic  
opportunity  
COUNTY OF LOS ANGELES



Welcome! ¡Bienvenido!

Pick Your Language / Elige Tu Idioma

- English
- Español



**Prefer to listen to this page?** Click on the gray button to the left of any text block to hear audio throughout the application and all surveys.

You may also switch languages at any time by using the drop down at the top right hand corner of the page.



Please visit an LA Region America's Job Center of California (AJCC) or City of Los Angeles WorkSource Center or Department of Economic Opportunity (DEO) team member at the Disaster Service Center for assistance if you need help in a language other than English or Spanish.

# 신청 절차

---

다음 단계별 지침에 따라

신청서를 정확하게 작성하십시오

## 1단계: 환영

신청서 작성에 사용할 선호 언어(영어 또는 스페인어)를 선택하십시오.

영어나 스페인어 외의 언어로 도움이 필요하시면

경제적 이동성 이니셔티브(EMI) 파트너인 LA 카운티 중소기업 사무소 또는  
LA Business Source 센터를 방문하여 지원을 받으십시오.

department  
of economic  
opportunity  
COUNTY OF LOS ANGELES



🔊 Welcome! ¡Bienvenido!

Pick Your Language / Elige Tu Idioma

- English
- Español

🔊 **Prefer to listen to this page?** Click on the gray button to the left of any text block to hear audio throughout the application and all surveys.

You may also switch languages at any time by using the drop down at the top right hand corner of the page.

🔊 Please visit an LA Region America's Job Center of California (AJCC) or City of Los Angeles WorkSource Center or Department of Economic Opportunity (DEO) team member at the Disaster Service Center for assistance if you need help in a language other than English or Spanish.

## 1단계 계속...

신청 안내 사항을 검토하십시오.

# LA Region Worker Relief Fund Application

## Application Instructions

- This program provides \$2,000 grants to eligible workers impacted by the recent Windstorm and Wildfire Emergency in Los Angeles County.
- The intended use of cash assistance is meant to be flexible to ensure workers can be assisted through their recovery. Workers are encouraged to use grants for housing, food, transportation, and mental and physical health needs.
- Applications will be accepted starting February 6, 2025 and will be open until February 24, 2025.
- Please complete the following application to determine your eligibility. The application will take about 20-30 minutes.
- Please note, you may be asked to provide supporting documentation. If you need to pause your application to gather documents, you will be able to save your progress and return later to complete your application.
- If you need in-person assistance completing this form, visit a participating [LA Region AJCC, LA City WorkSource Center, or DEO staff at a Disaster Recovery Center.](#)

*If you need assistance with your application or have any questions, you can text or call the support team at (323)701-1591 or email [support@lacworkers.aidkit.org](mailto:support@lacworkers.aidkit.org)*

Next: Frequently Asked Questions (FAQs)

## 2단계: 자주 묻는 질문(FAQ)

신청 절차를 준비하기 위해 가장 자주 묻는 질문(FAQ)을 검토하십시오.

FAQ는 다음 링크에서도 확인할 수 있습니다:  
[www.lacworkers.aidkit.org/p/faq](http://www.lacworkers.aidkit.org/p/faq)



Previous: Welcome




## Frequently Asked Questions



### General FAQs



What is the Worker Relief Fund? 



Am I eligible to apply for this program? 



What documents do I need to provide? 



Is an SSN or ITIN required to apply? 



## 3단계: 연락처 정보

주요 연락처 정보를 제공하십시오.

- 생년월일을 입력하십시오 (만 18세 이상이어야 신청 가능).
- 전화번호를 제공하십시오 (연락 및 본인 확인에 사용).
- 이메일 주소를 입력하십시오 (신청 업데이트를 이메일로 받게 됩니다).

저장된 신청서로 돌아온 경우, 연락처 정보를 입력한 후 "재개" 신청을 클릭하십시오.

Previous: Frequently Asked Questions (FAQs)

## Contact Information

**First we need your birth date, email, and phone number.**

*If you are coming back to finish an application you started before, please type in your birthday and the email address you used on your existing application.*

**What is your birthday?**

(You must be 18 years or older to apply.)

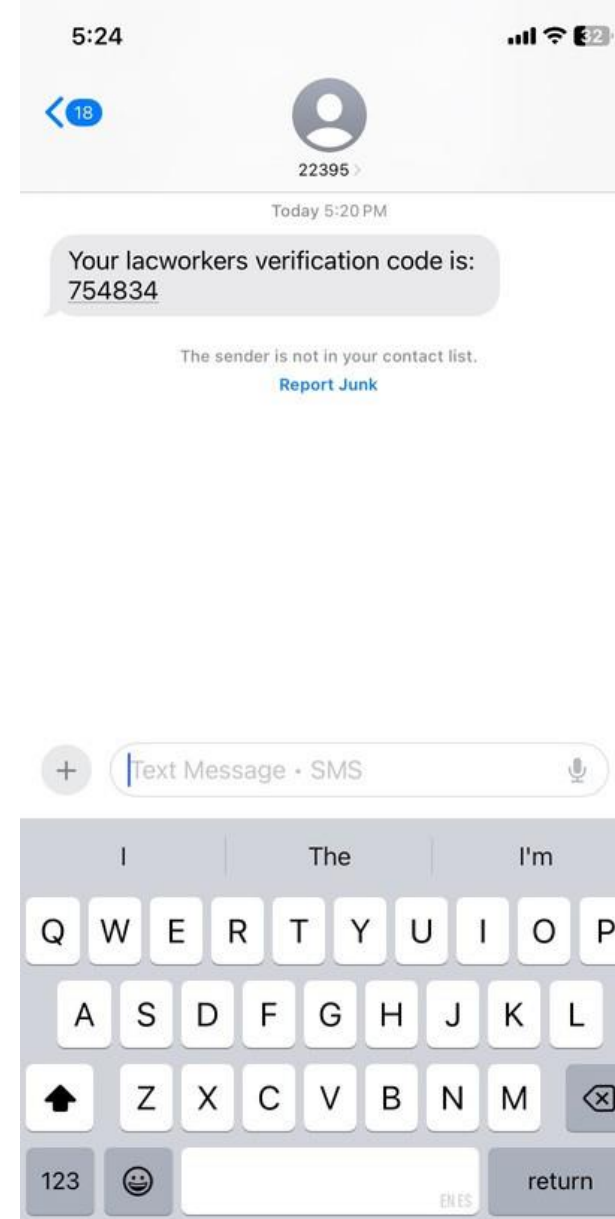
Month:  Day:  Year:

**What is your email address?**

*If you don't have an email address, many providers like [proton mail](#) offer free accounts without the need for a phone and signing up only takes a few minutes.*

### 3단계 계속...

제공하신 이메일 주소와 전화번호 모두 인증을 받아야 합니다. 인증 코드가 이메일과 전화로 전송됩니다.



#### What is your email address?

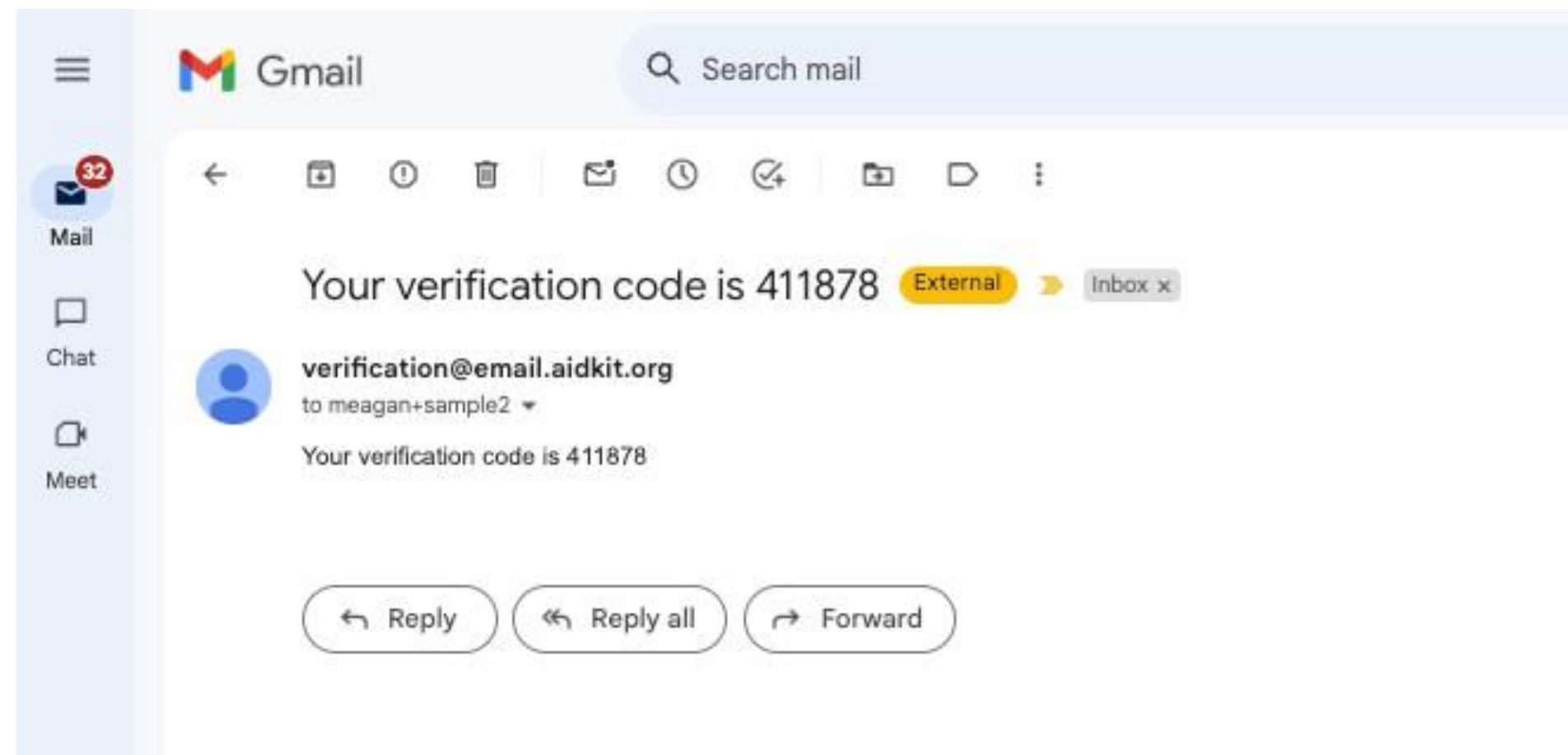
If you don't have an email address, many providers like [proton mail](#) offer free accounts without the need for a phone and signing up only takes a few minutes.

#### Email contact confirmation:

We will send a one-time code to your email to check your contact information. Please click the button below to get the verification email. By clicking the button, you agree to receive messages from AidKit and allow cookies to save your consent and progress.

Please press the button below to send the verification email. By clicking the button you consent to receive messages from AidKit and to store cookies to save your consent and progress.

Send Confirmation Code



Previous: Contact Information

## Consent to Apply

### Data Privacy:

- I authorize AidKit, Los Angeles County, and the City of Los Angeles to collect and use my personal information for the purpose of verification and fraud prevention, program communications, eligibility determination, payment processing, evaluation of program impact, and improvement of the AidKit platform.
- Personal information can include identity information (name, government ID, image/video), contact details, demographics and employment data or my financial information.
- This information may be shared with program administrators, identity verification services, or payment processors (as required by the rules of applicable program or by law).

### My Rights:

- I understand that I have the right to access/correct/delete my data by contacting [privacy@aidkit.cloud](mailto:privacy@aidkit.cloud).
- I can withdraw this consent at any time by contacting the same email address and acknowledge that such withdrawal may affect my participation in a program.
- I have a right to be notified in case of any data breach.
- I understand that AidKit will not sell my data under any circumstances.

*By moving forward with this application, I accept these terms and agree to receive program-related communications.*

- Yes, I consent  
 No, I do not consent

## 4단계: 신청 동의

프로그램의 데이터 개인 정보 보호 정책을 검토하고 동의하십시오.

Previous: Consent to Apply

## Application Assistance

**Help is available to assist you with your application.**

The fastest and easiest way to apply is online, but in-person assistance is also offered at specific job sites.

Your chances of receiving aid will not be affected by how you choose to apply. Visit [our resource list](#) for more information about job sites offering in-person help.

In-person verification is available at these centers. Please bring all your documentation with you to this meeting.

**Note:** If you plan to visit an in-person center, you can complete as much of the application as possible before your visit. If you are unable to answer certain questions, or upload required documents, you can skip them. However, you must submit the application, even if it is incomplete, for support staff to assist you to complete it.

You can return to this page to submit for assistance at anytime, your answers will be saved.

*Remote application support is available for questions about this application, you can text or call the support team at (323) 701-1591 or email [support@lacworkers.aidkit.org](mailto:support@lacworkers.aidkit.org).*

**Would you like help in-person filling out your application?**

- No, I would like to proceed with the application.
- Yes, I would like in-person assistance with my application at a participating job site.

## 5단계: 신청 지원

직접 방문하여 지원이 필요한지, 아니면 혼자서 신청서를 작성할 것인지 표시하십시오.

신분증, 거주 증명, 소득 증명에 필요한 서류가 누락된 경우, 직접 잡 센터를 방문하여 지원을 받아야 합니다.

더 이상 서류 확인에 대한 도움이 필요하지 않으면, 다시 로그인하여 필요한 서류를 업로드하고 신청서를 제출할 수 있습니다.

## 6단계: 개인 정보

정부 발급 신분증에 기재된 법적 이름 전체를 입력하십시오.

본인에 대한 몇 가지 질문에 답변하십시오.

Previous: Application Assistance

### About You

#### What is your full name?

Please enter your name exactly as it appears on your government-issued ID or other official identification document.

Example Applicant

#### What is your race or ethnicity? *Select all that apply.*

Your response to this question does not impact your eligibility for this grant.

- White
- Hispanic, Latinx, or Spanish origin
- Black or African American
- Asian
- American Indian or Alaska Native
- Native Hawaiian or Other Pacific Islander
- Some other race; specify
- Prefer not to say

## 6단계 계속...

### 0 What is your gender identity?

Your response to this question does not impact your eligibility for this grant.

- Man
- Woman
- Transgender male/Transmasculine
- Transgender female/Transfeminine
- Nonbinary (e.g., genderqueer, or gender expansive)
- Undecided/unknown at this time
- Not sure what this question means
- Prefer not to answer

### 0 Do you currently receive any of the following forms of public assistance?

- Medi-Cal
- CalFresh
- Housing Assistance
- CalWORKs
- General Relief
- Cash Assistance Program for Immigrants
- Supplemental Security Income, and/or Social Security Disability Insurance
- I am not receiving any of these benefits

### 0 What language do you prefer we use to contact you?

- English
- Spanish

[Next: Residency](#)

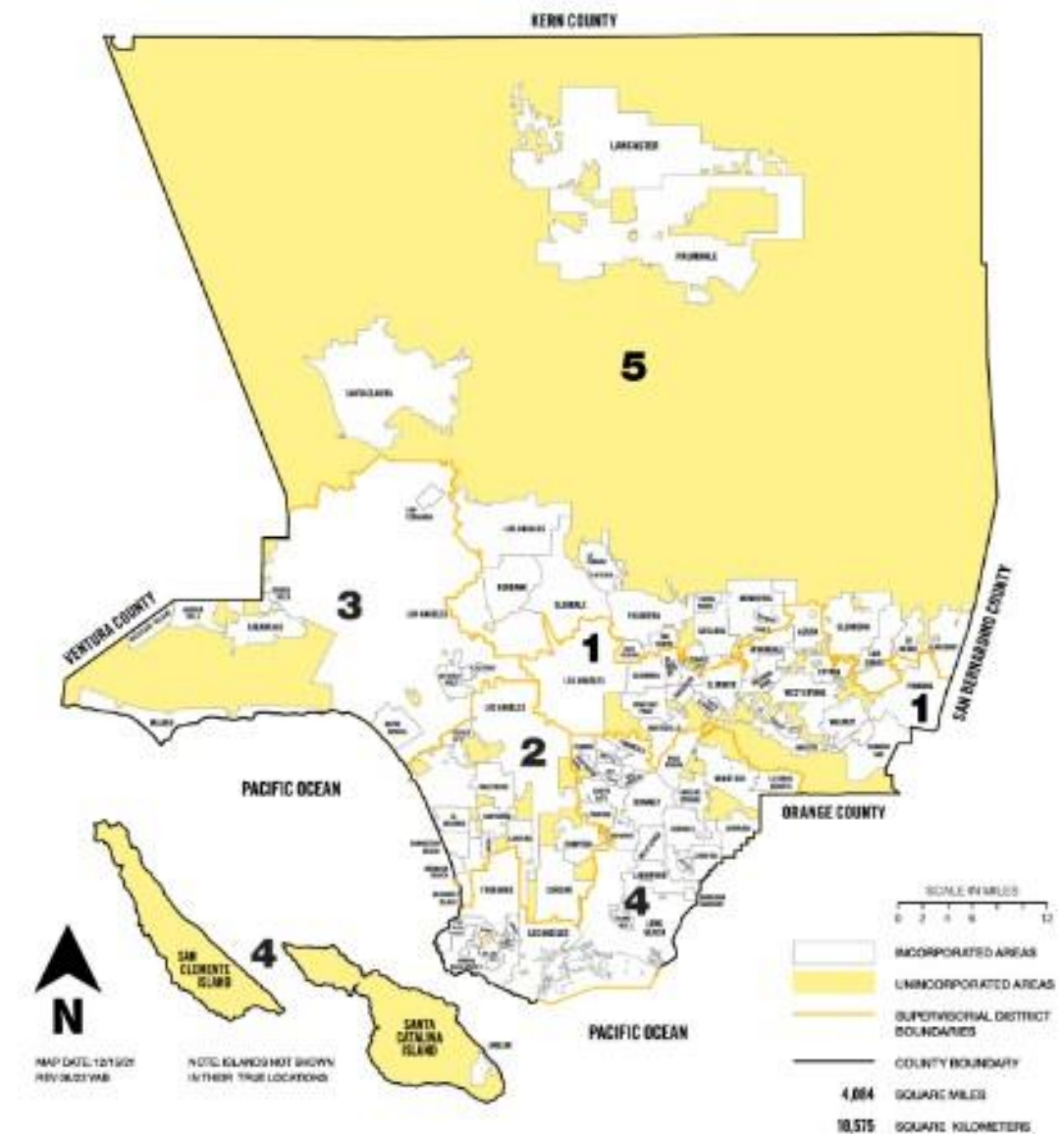
## 7단계: 거주지

- 로스앤젤레스 카운티에 거주하는지 확인하십시오. 확실하지 않은 경우, 제공된 지도 도구를 사용하십시오.
- 자택 주소를 입력하십시오 (해당하는 경우).
- A주택 피해 정도에 대한 질문에 답변하십시오.
- 가구 구성원 수를 입력하십시오 (본인 포함).

## Residency

Do you live in Los Angeles County, California?

*Los Angeles County includes the following areas: Antelope Valley, Santa Clarita Valley, San Fernando Valley, San Gabriel Valley, Westside Cities, Central Los Angeles, Gateway Cities, South Bay, and Catalina Island.*




If you're not sure whether you live in Los Angeles County, use this [full sized map](#) or visit the [\[County registrar interactive map\]](#) to look up your address and see if it is in Los Angeles County.


- Yes  
 No

## 7단계 계속...

1월 7일 이전에 LA 카운티에 자택 주소가 있었던 경우, 자택 주소를 입력하고 주택 피해에 대한 질문에 답변해야 합니다.

 **Did you have a home address in LA County prior to the first day of the Wildfire and Windstorm Emergency on January 7th?**

Yes  
 No

 **What is your home address?**

This should be the address where you were living on the first day of the Wildfire and Windstorm Emergency, January 7th. **If you have relocated since then, please put your January 7th address.**


This does not have to be your mailing address. Please make sure you include the full address including the ZIP code, and unit or apartment number if you have one.

Street Address and Unit/Apt number


101 S Main St

City State Zip

Los Angeles CA 90012

 **Was your home destroyed or damaged by the wildfire and windstorm emergency?**

My home was destroyed  
 My home was partially destroyed  
 My home was not damaged or destroyed

 **How many people are a part of your household, including you?**

Make sure to count yourself, your spouse or partner (if they live with you), and any kids or people who depend on you.

Don't count roommates or people who pay rent to stay with you

8

[Next: Income and Employment](#)



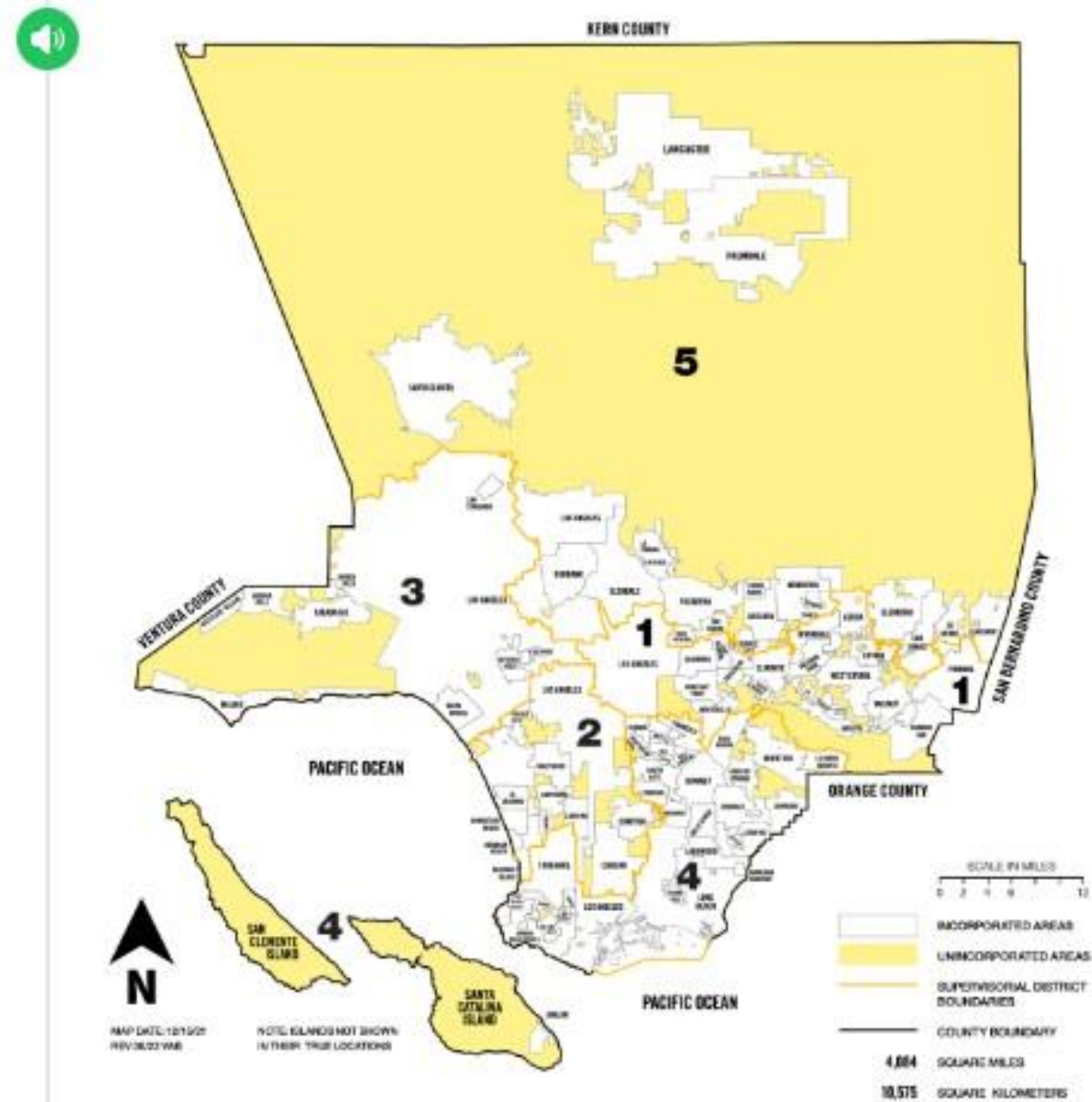
## 7단계 계속...

1월 7일 이전에 LA 카운티에 자택 주소가 없었던 경우,  
표시된 지도 경계 내에 거주했는지 여부를 확인해야 합니다.

Did you have a home address in LA County prior to the first day of the Wildfire and Windstorm Emergency on January 7th?

Yes

No



At the time of the emergency, were you living within the bounds of this map?

You can access a [full sized version of this map here.](#)

Yes

No

## 7단계 계속...

1월 7일 이전에 LA 카운티에 자택 주소가 없었던 경우, 거주했던 곳에서 가장 가까운 화재 구역을 표시해야 합니다.



**Which zone is closest to where you were living on the first day of the wildfire and windstorm emergency that began on January 7th.**

- Palisades Fire Zone
- Eaton Fire Zone
- Hurst Fire Zone
- Woodley Fire Zone
- Lidia Fire Zone
- Sunset Fire Zone
- Kenneth Fire Zone
- Archer Fire Zone
- None of the above



**Was your home destroyed or damaged by the wildfire and windstorm emergency?**

- My home was destroyed
- My home was partially destroyed
- My home was not damaged or destroyed



**How many people are a part of your household, including you?**

Make sure to count yourself, your spouse or partner (if they live with you), and any kids or people who depend on you.

Don't count roommates or people who pay rent to stay with you

Next: Income and Employment

## 8단계: 소득 및 고용

- 재난 발생 당시 고용 또는 자영업 상태였는지 표시하십시오.

Previous: Residency

### Income and Employment

Were you employed or self-employed at the time of the fires?

You are self-employed if:

- You are in business for yourself (including a part-time business)
- You work as a sole proprietor or an independent contractor
- You are a partner of a partnership that carries on a trade or business
- You are likely self-employed if you did not receive a W-2.

Examples of self-employed work include:

- Driver for ride-sharing or food delivery companies
- Gardener or landscaper
- Childcare worker
- Homecare worker
- Domestic worker or professional house cleaner
- Street vendor

Select all that apply

- Yes, I was employed
- Yes, I was self-employed
- No, I was not employed

How many jobs were you working in LA County on January 7th?

- Employees: Each employer counts as one job.
- Self-Employed: Each line of work counts as one job.

## 8단계: 소득 및 고용

- 2025년 1월 7일 기준으로 LA 카운티에서 근무했던 직장 수를 입력하십시오.
- 각 직장에 대해 직장명과 직책을 입력하십시오.



How many jobs were you working in LA County on January 7th?

- *Employees: Each employer counts as one job.*
- *Self-Employed: Each line of work counts as one job.*



Income and Employment Details

For each job, enter the following details depending on the type of employment:

- *Employees: Workplace and position (ex: Starbucks, Barista)*
- *Self-Employed: Your line of work (ex: Childcare provider)*



Job # 1

## 8단계 계속...

재난 발생 당시 총 연간 가구 소득을 입력하십시오.

가구 소득을 알고 있는 경우, 텍스트 상자에 금액을 입력하십시오.



**Do you know your total annual household income at the time of the emergency (January 7th, 2025)?**

Your household income includes yourself, your spouse or partner, and any dependents (e.g., children, elderly, sick, or disabled family members who rely on you). Add income from all jobs, including part-time work.

- Yes, I know my household income
- No, I need help calculating my household income



**Enter your annual household income at the time of the emergency:**

\$ 20,000.00

가구 소득 계산에 도움이 필요하다면 가구 소득 계산기를 사용하십시오.



**Do you know your total annual household income at the time of the emergency (January 7th, 2025)?**

Your household income includes yourself, your spouse or partner, and any dependents (e.g., children, elderly, sick, or disabled family members who rely on you). Add income from all jobs, including part-time work.

- Yes, I know my household income
- No, I need help calculating my household income



Income Calculator

**You - \$0.00**

+ Add Income

+ Add Spouse

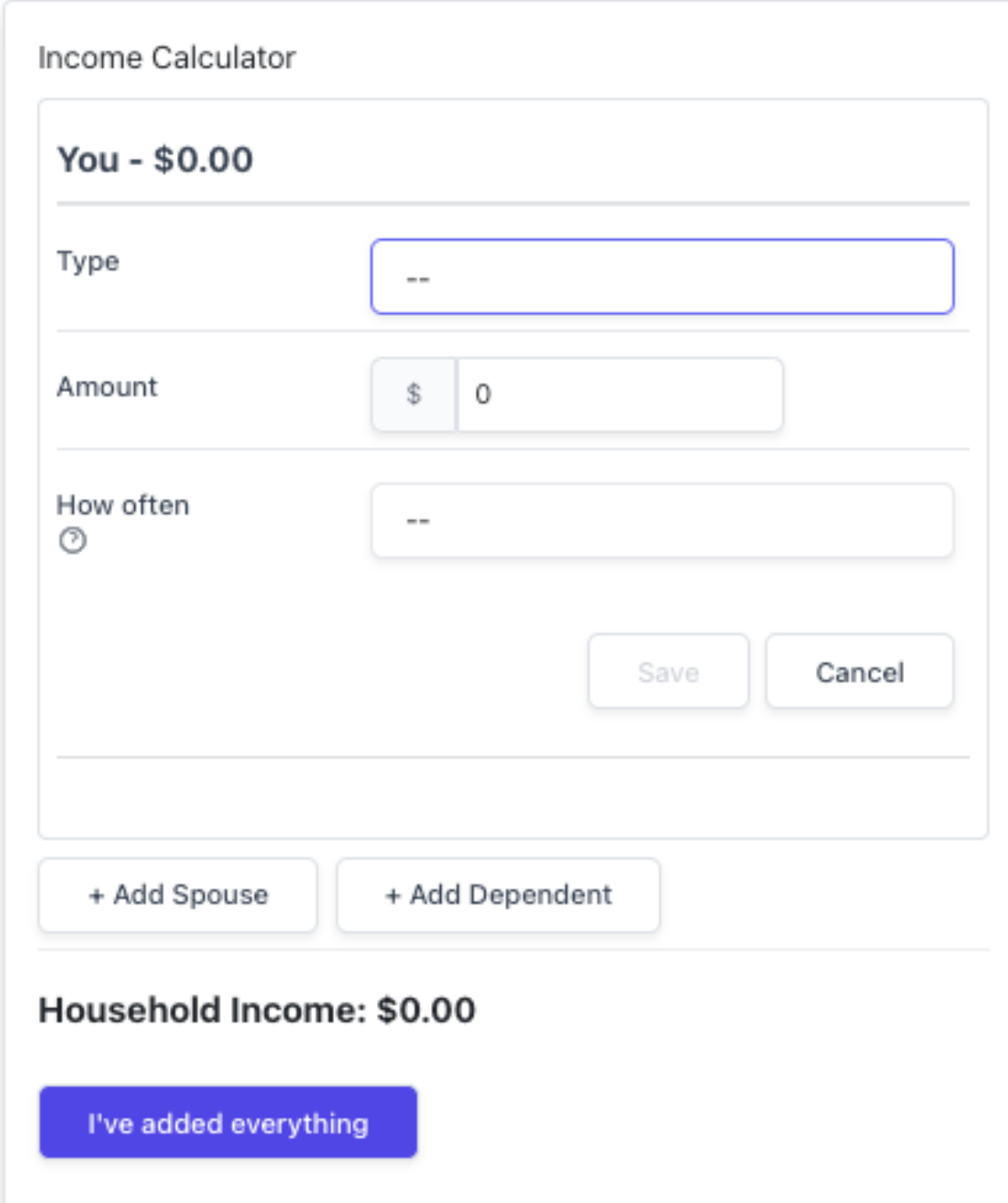
+ Add Dependent

**Household Income: \$0.00**

I've added everything

## 8단계 계속...

가구 소득 계산기를 사용하여 본인, 배우자 및/또는 부양 가족의 소득을 입력할 수 있습니다.



**Income Calculator**

**You - \$0.00**

Type: --

Amount: \$ 0

How often: --

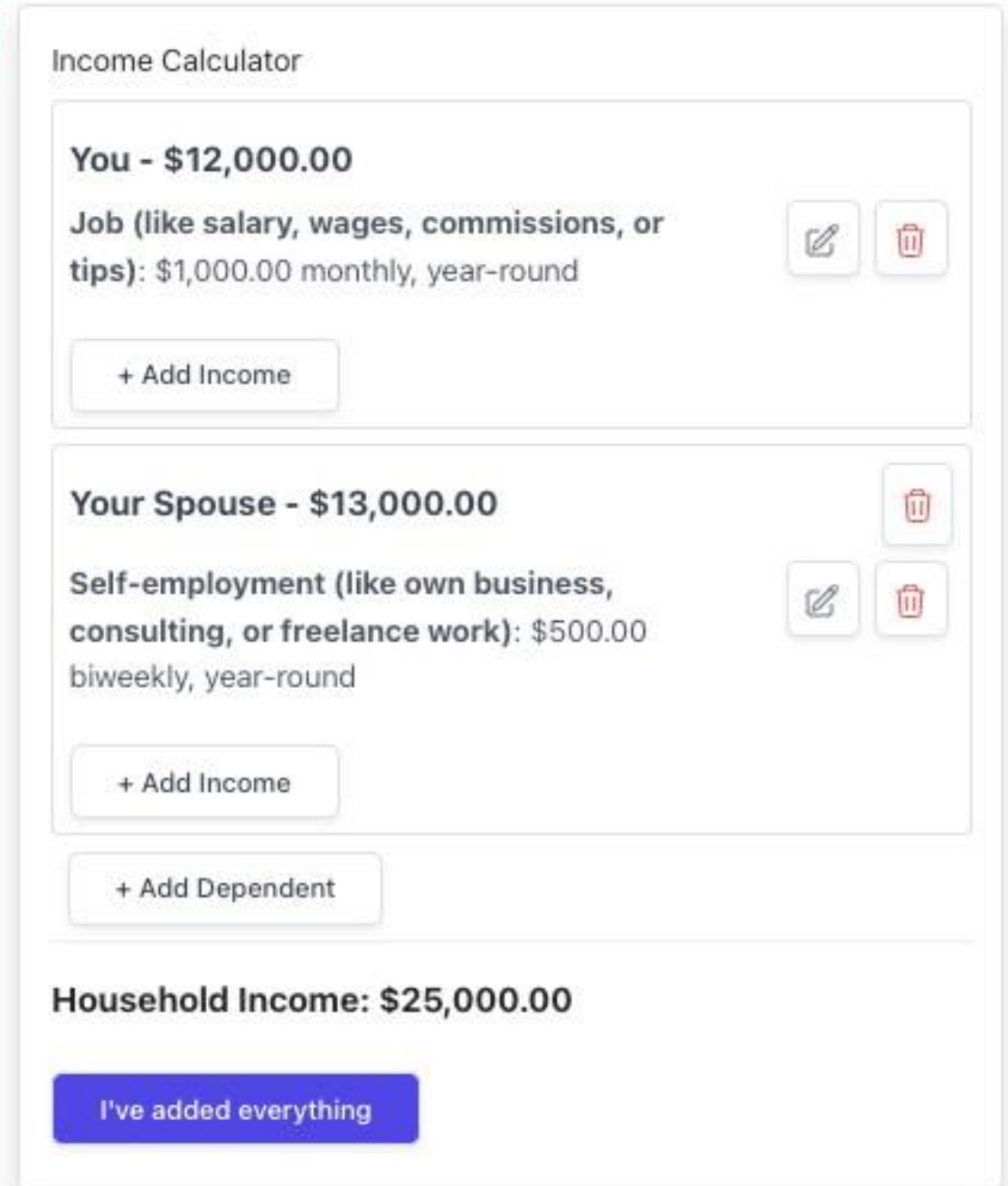
Save Cancel

+ Add Spouse + Add Dependent

**Household Income: \$0.00**

I've added everything

계산기는 모든 소득원을 추가하면 가구 소득 총액을 보여줍니다.



**Income Calculator**

**You - \$12,000.00**

Job (like salary, wages, commissions, or tips): \$1,000.00 monthly, year-round

+ Add Income

**Your Spouse - \$13,000.00**

Self-employment (like own business, consulting, or freelance work): \$500.00 biweekly, year-round

+ Add Income

+ Add Dependent

**Household Income: \$25,000.00**

I've added everything

## 8단계 계속...

- 소득이 어떻게 영향을 받았는지 선택하십시오  
(일시적 또는 영구적 실직, 근무 시간 단축 등).
- 이전 질문에서 여러 직장을 입력한 경우, **피해가 가장 컸던 직장**과 관련된 정보를 사용하여 이러한 질문에 답변하십시오.

○ 예를 들어, 직장 1에서 근무 시간이 단축되었지만, 직장 2는 대피 구역에 있어 영구적으로 실직한 경우, 직장 2에 대한 **직장 및 소득 손실** 질문에 답변하십시오.

## Workplace and Income Loss

The next questions will focus on your impacted workplace location and your income loss.

### What is my impacted workplace location?

- If you do not work from home, your workplace can be the location you go to work.
- If you work from home, and your home was impacted, you can enter your home address.
- If you travel to another location to perform your job, and the location was impacted, you can enter that address.

### What is my impacted workplace name?

- If you are employed, your workplace name is the company you work for.
- If you are self-employed, your workplace name could be a client, an individual, or a business that pays you.

**Note:** You will be asked later in this application to provide proof of income. The name and address on your income document should match the information you enter here.

### Has the wildfire and windstorm emergency affected your income in any of the following ways?

- Yes, I permanently lost my job because my workplace closed due to being in the fire or evacuation zones.
- Yes, I permanently lost my job or income because I lost my place of residence (destroyed or partially destroyed) and can no longer work
- Yes, I temporarily lost my job or income or my work hours were reduced because my workplace temporarily closed or reduced hours of operation due to being in the fire or evacuation zones.
- Yes, I temporarily lost my job or income because I lost my place of residence (destroyed or partially destroyed) and could not work.
- No, I did not lose income.

## 8단계 계속...

- 직장명과 주소를 입력하십시오. 자영업자인 경우, 주요 사업장 주소를 기재하십시오.



### What is the name of your workplace?

This should be the name of the workplace where you were employed, or self-employed, on January 7th and experienced the greatest loss to your income.



### What is the address of your workplace?

This should be the address associated with your employment, or self-employment, on January 7th and experienced the greatest loss to your income.

*Please make sure you include the full address including the ZIP code, and unit or apartment number if there is one.*

Street Address and Unit/Apt number

City

State

Zip



### Do you currently qualify for Unemployment Insurance (UI)?

[Unemployment Insurance Information](#)

**Note:** Your answer here will not impact your eligibility for this program.

Yes

No



### Do you currently qualify for Disaster Unemployment Assistance (DUA)?

[Disaster Unemployment Assistance Information](#)

**Note:** Your answer here will not impact your eligibility for this program.

Yes

No



## 9단계: 결제 방법 선호도

결제 방법을 어떻게 받고 싶는지 표시하십시오 (ACH 은행 입금 또는 직불 카드).

**중요:** 선택하신 경우, 실제 결제 방법을 선택하게 됩니다. 이것은 최종 결제 방법 선택이 아닙니다.

Previous: Income and Employment

### Payment Method Preference

If you are qualified and selected to receive a payment, the following section will let us know how you might like to receive your payment. If selected, you can change this method at program enrollment. This is not a payment method decision.

**How do you think you would like to receive your payment if your application is approved? Please select one.**

*Note: ACH is the fastest and most reliable way to get your payment. Selecting a payment method preference does not guarantee selection for this program. If selected, you will make your actual payment method selection during enrollment. This survey is **NOT** a final selection of payment methods.*

ACH: I would like my payments sent to my bank account.

Debit card: I would like my payments sent to a pre-paid debit card that I will pick up from a job center.

Next: Document Collection

Previous: Payment Method Preference

## Document Collection

The following sections are to verify your eligibility for the program. To do this, you will need to provide documentation confirming your identity, residency in Los Angeles County, and other program requirements.

### Important Guidelines:

- Ensure that the photos you take of documents are clear and legible and that all important information (name, text, date of birth) are clear.
- Incomplete or unclear documentation may delay the processing of your application.

### If You Don't Have the Required Documents Now:

- You can save your progress and return to the application later. To resume, you'll need to enter your **name, date of birth, and the email** you provided in this application.
- If you're missing documents for one or more sections, you can skip those sections, but you must visit a Job or Local Assistance Center to verify your eligibility with support staff before your application can be completed.

**Reminder:** Your application cannot be considered until you upload all required documents or complete verification at a Job or Local Assistance Center. For more details on this process, [please visit the FAQ page](#)

Next: Identity Verification

## 10단계: 서류 수집

이 섹션에서는 서류 수집 절차에 대한 지침을 제공합니다.

- E문서 사진을 찍을 때 선명하고 읽기 쉬운지, 모든 중요 정보(이름, 텍스트, 생년월일)가 명확하게 보이는지 확인하십시오.
- 불완전하거나 불분명한 문서는 신청서 처리 지연을 초래할 수 있습니다.
- 하나 이상의 섹션에 대한 서류가 누락된 경우, 해당 섹션을 건너뛸 수 있지만, 신청서가 완료되기 전에 지원 직원의 자격 확인을 받으려면 잡 센터 또는 지역 지원 센터를 방문해야 합니다.

## 11단계: 신원 확인

- 이 섹션에서는 신원을 확인하기 위해 정부 발급 사진 신분증을 업로드합니다.
- 허용되는 서류는 다음과 같습니다:
  - 운전 면허증 (만료된 지 최대 2년까지 허용)
  - 주 신분증
  - 여권 (미국 또는 외국)
  - 영주권 카드 (그린 카드)
  - 기타 공식 정부 발급 사진 신분증
- **확인 필요 사항:**
  - **이름과 생년월일이 명확하게 보여야 합니다.**
- 신분증이 없는 경우, AJCC, WorkSource 센터 또는 DEO 재난 복구 센터를 방문하여 확인을 받으실 수 있습니다.

## Identity Verification

Next, please upload a photo ID from the list below.

You may submit expired state or federally issued photo IDs as proof of identity, provided they are no more than two years past their expiration date at the time of application.

- California Driver's Licenses
- California AB 60 Driver's Licenses
- Other Driving License (USA or Foreign)
- California State Issued ID card
- Passport (USA or Foreign)
- Country Issued ID (USA or Foreign)
- Government Issued ID (USA or Foreign)
- Alien Identification Card (USA Green Card)
- Military ID (USA)
- Certification of naturalization (form N-550 or N-570)
- Certificate of citizenship (form N-560 or N-561)
- Permanent resident card (I-551)
- Native American tribal photo ID
- Consular ID Card
- (Foreign) Voter ID Card
- US Employment Authorization
- Learner's Permit
- Temporary Visitor Driver's License
- Matricula Consular Card (Mexico ID)
- Instituto Federal Electoral (Mexico ID)
- Other government-issued photo ID that includes name and date of birth

Do you have any of the documents to verify your identity listed above?

- Yes, I have a photo ID
- No, I need a staff verification from LA County Job or DEO at the Disaster Recovery Center

## 11단계 계속...

신원 확인을 완료하려면 본인 실시간 사진을 촬영해야 합니다. 문자 메시지, 이메일로 링크를 받아 완료하거나 데스크톱 컴퓨터에서 완료할 수 있습니다.

### Please take and upload a selfie (picture of yourself).

Helpful tips:

- Make sure you are in a well-lit area.
- Hold the phone directly in front of your face (not angled upward).
- Your photo should include your full face, from shoulders up, with eyes open and looking at the camera.
- Take a new photo rather than using an old one from your camera roll.

How would you like to take a live photo of yourself and your documents?

Click here to choose an option 

### Please take and upload a selfie (picture of yourself).

Helpful tips:

- Make sure you are in a well-lit area.
- Hold the phone directly in front of your face (not angled upward).
- Your photo should include your full face, from shoulders up, with eyes open and looking at the camera.
- Take a new photo rather than using an old one from your camera roll.

How would you like to take a live photo of yourself and your documents?

 Click here to choose an option

Send me a link to my phone at \*\*\*-\*\*\*-\*\*\*02

Send me a link to my email at m\*\*\*\*\*@aidkit.cloud

Open a new tab on this device

## 11단계 계속...

안내에 따라 본인 실시간 사진을 촬영하십시오.

### 팁:


- 사진 촬영 준비를 하십시오.
- 조명이 밝은 곳에서 촬영하십시오.
- 얼굴을 가릴 수 있는 안경이나 모자를 벗으십시오.

**AIDKIT**

## Identity Verification

Please ensure you're comfortable being on camera and in a well-lit area. We will take you through the following steps below. When you're ready, click "Begin" below.

On the next few screens, you will follow these steps to complete the liveness session. Don't worry, we will guide you through each step!

**AIDKIT**

All done! You may now close this window.

[Close](#)

Complete



## 12단계: 거주 증명 서류 업로드

- 이 섹션에서는 로스앤젤레스 카운티에 거주하는 것을 증명하는 서류를 업로드합니다.
- 허용되는 서류는 다음과 같습니다:
  - 최근 공과금 청구서 (최근 90일 이내)
  - 임대 계약서 또는 주택 담보 대출 서류
  - 정부 지원 수혜 증명서 (2024년 1월 이후 발급)
  - 재산세 고지서 (2024년 이후)
- 확인 필요 사항:
  - 이름과 자택 주소가 보여야 합니다.
- 거주 증명 서류가 없는 경우, AJCC, WorkSource 센터 또는 DEO 재난 복구 센터를 방문하여 확인을 받으실 수 있습니다.

## 12단계 계속...



자택 주소가 있다고 응답한 경우:

- 증명 서류를 제공해야 합니다.
- 서류를 제공할 수 없는 경우, 직접 방문하여 직원의 확인을 받으실 수 있습니다.



자택 주소가 없다고 응답한 경우:

- 증명 서류를 제공해야 합니다.
- 서류를 제공할 수 없는 경우, 직접 방문하여 직원의 확인을 받으실 수 있습니다.

### Residency Document Upload

We now need to collect documents verifying your residency

You said you live at 101 S Main St, Los Angeles, CA 90012.

Do you have one of the following documents confirming that you live at that address?

- Current (valid/non-expired) government-issued photo ID with home address (If the address on the government-issued photo ID uploaded to verify identity is current, the applicant will not need to submit additional residency documents)
- Utility bill, landline phone bill, internet bill, or cable bill in the applicant's name within the last 90 days with service address.
- Mortgage or lease documents with home address, indicating current residency.
- House deed with full address and individual's name.
- Tax return or receipt with home address from tax year 2024 or 2025 (Form 1040, Schedule C, or other filed tax form)
- Government benefits document/confirmation letter dated January 2024 or after (e.g., benefits confirmation letter for the Supplemental Nutrition Assistance Program ("SNAP"))
- Property tax bill from 2024 or more recent with home address, indicating current residency
- Letter from an official third-party business/commercial enterprise with home address, delivered by the U.S. Post Office within the last 90 days.
- Unexpired rental insurance with the address being insured
- Unexpired vehicle registration with home address

Do you have any of the documents to verify your residency listed above?

- Yes, I have a residency verification document
- No, I need a staff verification from LA County Job or DEO at the Disaster Recovery Center

If you need to upload your documentation at a later time, all of your progress up until this point will be saved.

Previous: Identity Verification

### Residency Verification

You have stated that you don't have a home address but are currently living within the bounds of LA County. To verify your status as unhoused, you may upload one of the below documents. Documents must show your name and address to confirm residency.

- Homeless Eligibility Review letter
- Other verification document from a shelter or homeless services provider

Do you have any of the documents to verify your status as unhoused?

- Yes, I have a verification document
- No, I need a staff verification from LA County Job or DEO at the Disaster Recovery Center

Please select the kind of document you have.

- Homeless Eligibility Review letter
- Other verification document from a shelter or homeless service provider

Please upload the document you have to verify your status as unhoused.

Upload Document

Camera

## 12단계 계속...

서류를 업로드하려면 "서류 업로드"를 클릭하고 파일에서 이미지를 선택하거나, 사진을 사용하여 문서 사진을 찍을 수 있습니다.

### 팁:

- 조명이 밝은 곳에서 촬영하십시오.
- 사진 또는 업로드한 이미지를 검토하여 이미지가 선명하고 필요한 정보를 읽을 수 있는지 확인하십시오.



Please upload the residency document you have to verify your residency.



Upload Document



Camera



## 13단계: 소득 손실 증명 서류 업로드

- 이 섹션에서는 재난으로 인해 소득 손실이 발생했음을 보여주는 서류를 업로드합니다.
- 허용되는 서류는 다음과 같습니다:
  - 산불 이전 최근 급여 명세서
  - W-2 양식 또는 연간 세금 보고서
  - 고용주 확인서 (회사 레터헤드 사용)
  - 반복 결제가 표시된 은행 명세서
  - 자영업자의 경우: 송장, 세금 양식 (Schedule C, 1099), 사업자 등록증
- **확인 필요 사항:**
  - 재난 이전 소득이 있었고, 그 결과로 소득 손실이 발생했다는 증거.
- 소득 손실 증명 서류가 없는 경우, AJCC, WorkSource 센터 또는 DEO 재난 복구 센터를 방문하여 확인을 받으실 수 있습니다.

Previous: Residency Verification

### Proof of Income Loss

You now need to provide proof of income loss. To demonstrate loss of income, please upload one of the following:

#### Employer-Related Documentation

- Recent pay stubs showing employment and income before the wildfire.
- W-2 forms or annual tax returns showing income from the employer.
- Employer verification letters (on company letterhead) confirming employment status
- Bank Statement showing recurring payments

#### For Self-Employed Individuals

- Tax forms showing business income (e.g., Schedule C or 1099 forms).
- Invoices, contracts, or client statements showing pre-disaster work and income.
- Business license or registration indicating the location of the business.

Do you have any of the documents to verify your income listed above?

- Yes, I have an income verification document
- No, I need a staff verification from LA County Job or DEO at the Disaster Recovery Center

## 14단계: 검토

- 입력한 모든 정보가 정확한지 주의 깊게 확인하십시오.
- 완료되지 않은 섹션이 있는 경우  
완료하십시오 (해당하는 경우).
  - 완료되지 않은 단계는 노란색 강조 표시  
영역에 나열됩니다 (예시 참조).
- 필요한 모든 서류가 업로드되었는지  
확인하십시오
- 진술서 작성을 완료하십시오.



## Review



### You're almost done!

Now, we just need to confirm that you have provided all of the information necessary and that it is accurate.

- **Legal Name:** Example Applicant
- **Date of birth:** 01/01/2001
- **Email:** [meagan+lactester@aidkit.cloud](mailto:meagan+lactester@aidkit.cloud)
- **Phone number:** 5184785502
- **Home address:** 101 S Main St, Los Angeles, CA 90012
- **Workplace address:** 101 S Main St, Los Angeles, CA 90012
- **Annual Household Income:** 20000.00



### Incomplete Steps

- **Step #11: Identity Verification**
- **Step #13: Proof of Income Loss**



### Options for Completing your Application

1. You can navigate back to previous sections and complete them now
2. You can re-open this application in the future by entering the email address you've provided.

## 14단계 계속...

- 진술서 작성을 완료하십시오.
- 서명을 입력하거나 손가락 또는 스타일러스 펜으로 서명을 그릴 수 있습니다.



### Applicant Signature

I, Example Applicant, certify that, to the best of my knowledge, the information provided as part of this application is true, correct, and complete.

I understand that if I require staff verification, my application will not be complete until I visit an LA County Job or Local Assistance Center to verify my eligibility.

Please click save after signing.

Type your name below



Type Signature

Example Applicant

Clear

Save



### Applicant Signature

I, Example Applicant, certify that, to the best of my knowledge, the information provided as part of this application is true, correct, and complete.

I understand that if I require staff verification, my application will not be complete until I visit an LA County Job or Local Assistance Center to verify my eligibility.

Signed by Example Applicant  
2025-02-05T01:50:27.732Z  
54cc25f6-3aed-4fdd-8f98-ff2e67606729



Submit Incomplete Application

## 15단계 - [선택 사항] 이야기 공유



The City and County of Los Angeles are working hard to raise funds to support people who have been affected by the LA Windstorm and Wildfire Emergency. If you'd like to share how this emergency has impacted you, your story can help others understand the need in your community. Sharing is completely optional and will not affect your eligibility for this program. If we need more details, we may reach out to you.

## 16단계: 신청서 제출

- 모든 항목을 검토한 후 "제출"을 클릭하십시오.
- 서류가 누락된 경우, 잡 센터 방문에 대한 안내를 받게 됩니다.
- 언제든지 미완성 신청서를 다시 시작하여 작성을 완료할 수 있습니다.
- 제출 후, 신청 상태를 확인하는 이메일을 받게 됩니다.



You have successfully submitted your application!

Thank you for submitting your application.

## 신청 지원 및 도움

💡 **도움이 필요하십니까?** 신청에 도움이 필요하거나 질문이 있는 경우,  
AidKit 지원팀에 문의하십시오:

☎ 문자 또는 전화: (323)701-1591

✉ 이메일: [support@lacworkers.aidkit.org](mailto:support@lacworkers.aidkit.org)

신청서 작성에 대한 직접적인 도움이 필요하시면  
LA 지역 AJCC, LA 시 WorkSource 센터 또는  
재난 복구 센터의 DEO 직원을 방문하십시오.

## 최종 알림

- ✓ 신청서는 2025년 2월 24일까지 완료해야 합니다.
- ✓ 기금은 제한되어 있으며 지급이 보장되지 않습니다.
- ✓ 최신 정보를 확인하십시오—향후 업데이트는 이메일 또는 문자로 발송될 수 있습니다.

이 안내에 따라 필요한 사항을 이해하고 더 원활한 신청 절차를 진행할 수 있습니다.

질문이 있으시면 지원팀에 문의하십시오!