

洛杉矶县小企业复原基金：申请指南

department
of **economic
opportunity**
COUNTY OF LOS ANGELES

项目概览

洛杉矶县小企业复原基金 (SBRF) 是由洛杉矶县经济机会部推出的一项资助计划，为自 2025 年 6 月起因移民执法行动而遭受劳动力流失、客户减少、财产损失或收入下降的小企业，提供最高 5,000 美元的财政援助。此项支持旨在帮助企业从突发事件中恢复运营。

申请受理时间为 **2025 年 9 月 29 日上午 9:00 (太平洋标准时间) 至 2025 年 10 月 31 日下午 5:00 (太平洋标准时间)**。完成申请大约需要 15-20 分钟。如有需要，您可以保存进度并稍后继续填写。


资格要求


符合条件的企业包括有门店的实体企业、独立承包商、流动摊贩，以及符合要求的家庭企业，且需满足以下条件：


- 因移民执法行动受到负面影响
- 总部设在加利福尼亚州，并在 2025 年 6 月 1 日之前已在洛杉矶县运营
- 年度总收入不超过 600 万美元
- 员工人数不超过 100 人
- 申请人必须是该企业的主要所有者
- 在 2024 纳税年度，该企业必须是所有者的主要收入来源
- 企业目前仍在运营，并在地方、州和联邦的税务及执照管理部门保持良好信誉
- 企业不在不合格企业名单上

申请方式


您可以通过以下网址在线申请：<https://lacsmallbizresiliency.aidkit.org/apply>

 **需要帮助吗？** 如果您在提交申请时遇到技术问题，或有任何一般性问题，可联系 AidKit 支持团队：

 短信或电话：(213) 770-6148

 电邮：support@lacsmallbizresiliency.aidkit.org

您也可以联系小企业办公室咨询一般问题：

 电话：(844) 432-4900（服务时间：上午 8:30 至下午 4:00）

 电邮：osb@opportunity.lacounty.gov

资金详情

符合条件的申请将由洛杉矶县根据既定标准进行审核和评分。如果有多个申请人获得相同分数，将通过抽签方式决定。

符合条件的企业，如在实体商业场所经营，最高可获 **5,000 美元** 援助；若以独立承包商、人行道摊贩或符合条件的家庭企业形式经营，最高可获 **2,500 美元** 援助。

预计在 2025 年 11 月下旬至 12 月期间，于审核和甄选程序完成后发出资助通知。

完成申请所需文件：

- 申请需要提交特定文件。
- 所有文件上必须清晰显示企业名称及关键信息。
- 若缺少任何文件，申请将无法继续。
- 您可联系获认可的社区商业组织（CBO）协助获取所需文件。

您也可联系小企业办公室咨询一般问题，但在每一部分上传所需文件之前，申请无法进入下一步。

点击[此处](#)查看完整所需文件清单。

不符合资格的企业

- 非营利组织（包括教堂或其他宗教组织）
- 房东（Schedule E 被动收入）
- 以信托持有的企业或公司
- 仅使用邮政信箱作为地址、或在临时共享空间（如 WeWork）经营的实体企业
- 提供专业服务的企业，包括但不限于法律/律师、会计及房地产
- 销售毒品或毒品用具的企业（包括酒类商店和烟具店）
- 公司拥有的特许经营店
- 私人社交俱乐部
- 发薪日贷款店、当铺及其他从事借贷活动的公司，如银行、金融公司及任何以资金交易为主营业务的机构
- 从事投机性活动的公司（如日内交易、股票交易撮合服务）
- 保险公司，如人寿、汽车、住房、保释担保及其他类似机构
- 占卜、手相、塔罗牌等业务
- 夜总会、成人书店及提供现场或其他色情表演的企业
- 赌博相关企业（如赛马投注场、赌场、宾果厅）
- 拖车存放场及废品场
- 枪械或弹药商店
- 多层分销及传销业务
- 游说公司或将 50% 以上时间或资源用于游说活动的企业
- 政府办公室或机构
- 其他由经济机会部（DEO）根据申请人提交的信息认定为不合格的企业


完成申请流程

**department
of economic
opportunity**

COUNTY OF LOS ANGELES

如何开始申请

- 访问申请网站：
<https://lacsmallbizresiliency.aidkit.org/apply>
- 按照后续的申请步骤操作，开始新的申请。



- STEP 1 Welcome
- STEP 2 FAQs
- STEP 3 Consent to Apply
- STEP 4 Contact Information
- STEP 5 About Your Business
- STEP 6 Identity Document Collection
- STEP 7 Business Document Collection
- STEP 8 AidKit Recipient Experience Questions



department
of economic
opportunity
COUNTY OF LOS ANGELES

Pick Your Language / Elige Tu Idioma

☒ English

☐ Español



Welcome to the LA County
Small Business Resiliency
Fund Application

第 1 步：欢迎页面

选择您希望使用的语言（英文或西班牙语）完成申请。



STEP 1
Welcome



STEP 2
FAQs

3

STEP 3
Consent
to Apply

4

STEP 4
Contact
Information

5

STEP 5
About
Your
Business

6

STEP 6
Identity
Document
Collection

7

STEP 7
Business
Document
Collection

8

STEP 8
AidKit
Recipient
Experience
Questions



department
of **economic
opportunity**

COUNTY OF LOS ANGELES

Pick Your Language / Elige Tu Idioma

☒ English

☐ Español



Welcome to the LA County
Small Business Resiliency
Fund Application

第 1 步：欢迎页面

开始申请 准备好开始时，选择 “下一步” 或 “开始新申请”。

继续申请

要继续之前已开始的申请，选择 “继续之前的申请”。然后输入您开始申请时使用的电话号码或电子邮件地址。验证联系信息的六位数字代码后，系统将提示您继续之前的申请，从上次中断的地方继续填写。



Need Support?

If you have any questions with your application, you can call, text or email the AidKit support team at (213) 770-6148 or email support@lacsmbizresiliency.aidkit.org.

Please note, neither the County of Los Angeles, AidKit, or its affiliates can complete an application on your behalf.



Start New Application

Resume previous application

← Back

Next →

第 2 步：常见问题解答

查看最常见的问题（FAQ），以帮助您在准备申请流程。

常见问题也可通过以下链接查看：

<https://lacsmallbizresiliency.aidkit.org/p/faqs>

点击[此处](#)查看完整所需文件清单。

department
of economic
opportunity

COUNTY OF LOS ANGELES

STEP 2 OF 8
FAQs

English

✓ STEP 1
Welcome

✓ STEP 2
FAQs

3 STEP 3
Consent
to Apply

4 STEP 4
Contact
Information

5 STEP 5
About
Your
Business

6 STEP 6
Identity
Document
Collection

7 STEP 7
Business
Document
Collection

8 STEP 8
AidKit
Recipient
Experience
Questions

← Back to Welcome

Frequently Asked Questions

Below is a set of frequently asked questions (FAQs) that provides additional detail about the LA County Small Business Resiliency Fund, eligibility, and application process. You can click the section title for any question(s) you would like to receive more information about.

What is the LA County Small Business Resiliency Business Interruption Fund?

Who is eligible to apply for this grant?

Will I qualify if my business was opened in 2025 and I haven't filed taxes yet?

第 3 步：申请同意

阅读并同意该项目的数据隐私政策。



Consent to Apply

Data Privacy

- I authorize AidKit, Southern California Grantmakers, and Los Angeles County's Department of Economic Opportunity to collect and use my personal information for the purpose of verification and fraud prevention, program communications, eligibility determination, payment processing, evaluation of program impact, and improvement of the AidKit platform and future Los Angeles County programming.
- I authorize AidKit, Southern California Grantmakers, and Los Angeles County's Department of Economic Opportunity to collect contact information to reach out with additional information, programs, and services related to the **LA County Resiliency Fund** and other programs offered by the County.
- Personal information can include identity information (e.g., government ID, image/video), contact details, demographic information, employment data or my financial information.
- This information may be shared with program administrators, identity verification services, or payment processors (as required by the rules of applicable program or by law).
- I understand that my data will not be sold to advertising or other third party partners and that my privacy will be maintained. My data will be used to provide the program service described in my application, improve features, and communicate with me about this application and to share information related to my application with recovery services. I understand that my data will be used in accordance with this policy and will not be used for other purposes or sold to external advertisers.

Your Privacy Acknowledgments

We collect the information you provide to process your application and, if eligible, deliver program benefits. Please see our [Privacy Policy](#) for details on what data we collect, how we use it, and your privacy rights.

By moving forward with this application, you confirm:

- **I understand** I may request access to, correction of, or deletion of my information.
- **I understand** if deleting my data would prevent AidKit from delivering services, detecting fraud, or meeting legal requirements, my deletion requests may not be possible. AidKit will only retain what's necessary and will securely delete it once it is no longer required.
- **I understand** AidKit will not sell my personal information under any circumstances.
- **I understand** I may withdraw consent to receive program-related communications at any time by contacting privacy@aidkit.cloud.

By moving forward with this application, I accept these terms, agree to receive program-related communications and acknowledge that AidKit will use my information to process my application and provide program services, as described in the [Privacy Policy](#).

- ☐ Yes, I consent.
- ☐ No, I do not consent.

第 4 步：联系信息

提供您的主要联系信息：

- 输入与政府颁发身份证件一致的全名。
- 注意：您必须是企业的主要所有者才能完成申请。
- 输入出生日期（申请人必须年满 18 岁）。
- 提供电话号码（用于沟通和验证）。
- 输入电子邮件地址（申请进度和更新将通过该邮箱发送）。



Contact Information

First we need your name, birthday, and contact information.

If you are coming back to finish an application you started before, please type in your birthday and the phone or email you used last time.



What is your full name?

Enter your full name (first and last) exactly as it appears on your government-issued ID or other official identification document

You must be the owner of the business to complete this application.

Example Example




What is your birthday?

(You must be 18 years or older to apply.)

Month: 1 - JanuaryDay: 01Year: 2000

第 4 步：联系信息确认

系统将要求您验证提供的联系信息。验证代码将发送至您的邮箱和电话号码。




Do you want to use an email or mobile phone number to login?

You will use the same email or phone number for all parts of the application process. Please make sure to choose a contact method that you can always access.


☒ Email

☐ Phone Number



What is your email address?

test@gmail.com

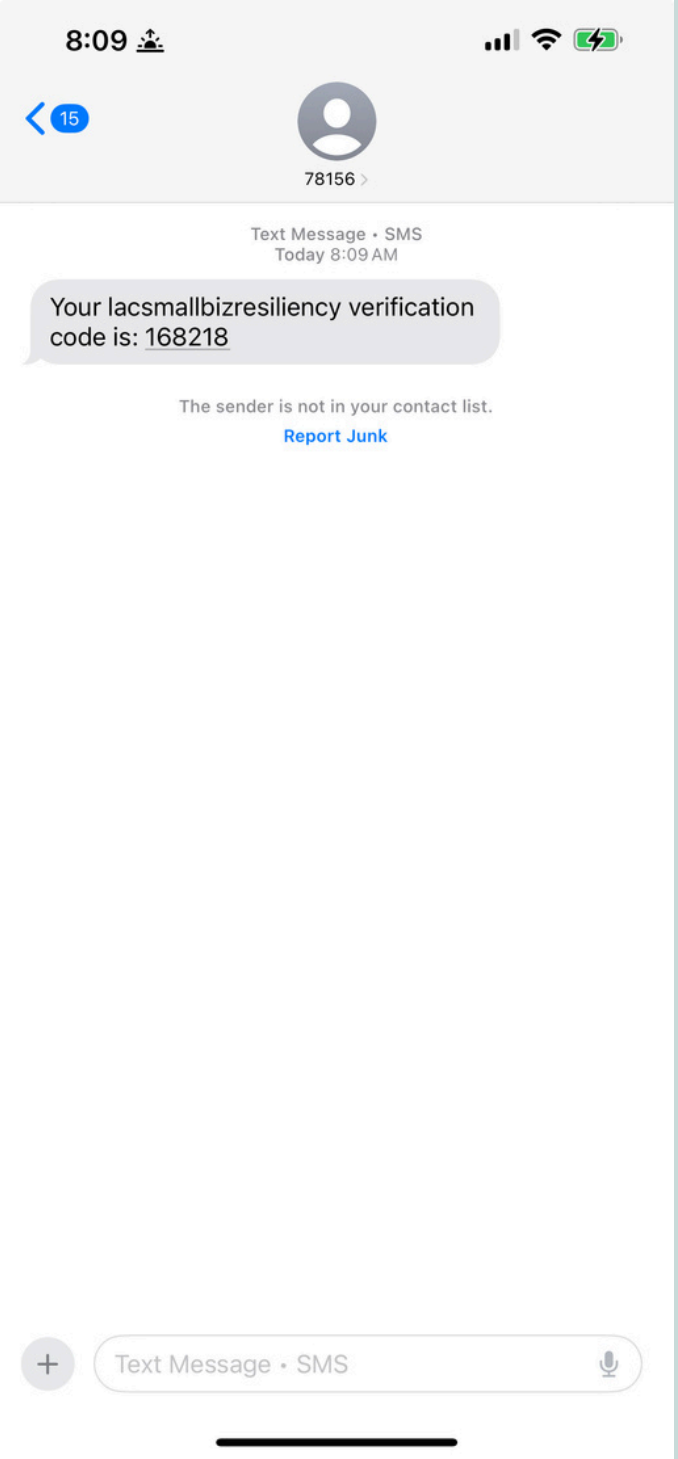



Email Contact Confirmation:

We will send a one-time code to your email to check your contact information.

Please press the button below to send the verification email. By clicking the button you consent to receive messages from AidKit and to store cookies to save your consent and progress.

Send Confirmation Code





Your LAC Small Business Resiliency Fund verification code is 771820

verification@email.aidkit.org
to breanna+6 ▼

Your LAC Small Business Resiliency Fund verification code is 771820

第 5 步：关于您的企业

在本部分中，您需要提供有关您企业的信息。如果您的回答显示您的企业**不符合**该项目的资格要求，申请将会终止，您将无法继续。您需要回答以下方面的问题：

- 您的企业受到的影响以及中断的类型
- 您的企业所有权、企业类型和法律结构
- 您的企业地址以及在税务或公司注册文件中显示的法定企业名称
- 您的 EIN 和 SOS 编号（如适用于您的企业类型）
- 有关您和您企业的人口统计问题
- 您的保险覆盖情况、员工人数、年度收入、所属行业、提供的服务以及合规状态

Back to Contact Information

About Your Business

Was your business impacted by federal immigration enforcement actions beginning June 6, 2025?

☒ Yes

☐ No

Please select at least one disruption your business has experienced as a result of federal immigration enforcement actions beginning June 6, 2025.

Please note that as a part of this application you will need to provide documentation supporting this impact, as relevant.

☐ Labor shortages due to enforcement actions

☒ Temporary closure or reduced hours

☐ Revenue loss due to curfews or enforcement actions

☐ Property damage or business interruption due to protests/enforcement actions

第 5 步：关于您的企业

在本部分中，您还需要说明您的企业主要经营所在地。在申请的后续步骤中，您将被要求提供具体文件，以核实您所经营的企业类型。

请务必在选择前仔细阅读每个选项，以及该项目对该选项的定义。

如果所有选项都不适用，请联系 AidKit 支持团队，电话：(213) 770-6148，或邮箱：support@lacsmallbizresiliency.aidkit.org 获取指导。您必须完成选择才能继续申请。



Where do you mainly operate your business? (pick one)

- ☒ I **own or rent a space** (*not my home*) that customers visit regularly. I operate from a **brick and mortar commercial** location.
- ☐ I run my business **from my home**, and customers come to me there. I operate a **home-based business**.
- ☐ I **travel to meet my customers** where they are and don't have a fixed location. I operate as an **independent contractor** or **service provider**.
- ☐ I run a **sidewalk business** where customers come to me (truck, cart, stand, or market). I operate as a **sidewalk vendor**.
- ☐ I run my business **entirely online** and never meet customers in person. I operate an **online-only business**.



A **brick and mortar** commercial business means you own or rent a space outside of your home (you do not live there) where customers regularly visit.

For example, this could be a shop, restaurant, barbershop, salon, gym, studio, or office.

It must be **located in a commercial zone** and have an establishment license or permit to legally operate. Shared spaces such as WeWorks and P.O. Boxes do not qualify.



Please confirm this is your business type, or change your answer above. If none of the options seem to fit, reach out to us at (213) 770-6148 or support@lacsmallbizresiliency.aidkit.org before proceeding and we'll help you get it sorted.

文件上传

在申请的下一部分，您需要上传文件，以支持对您企业运营和资格的核实。

您必须上传所需文件才能完成申请。

所有文件必须与您在申请中提供的信息一致。

如果您缺少某个文件，申请将会终止。您可以在截止日期 **2025 年 10 月 31 日下午 5:00（太平洋标准时间）** 前的任何时间返回继续完成申请。若未在截止日期前上传文件，您的申请将不具备资格。

提交申请后，您将无法再次登录申请系统来更新或更改文件。请务必在提交前确认所有文件的准确性。若您的申请被抽查，我们可能会联系您，要求提供关于文件的额外信息。

如果您需要帮助了解您的资格，或确认某个文件是否被接受，可以致电 洛杉矶县小企业办公室 (844) 432-4900 获取进一步支持。请注意，他们不能替您完成申请，也不能绕过文件收集环节，但可以帮助您理解您所持有的文件是否符合该项目要求。

点击[此处](#)查看完成申请所需文件的清单。

第 6 步：身份文件收集

在本部分中，您需要上传文件以验证您的身份。

为完成身份验证，您需要拍摄一张本人实时照片。您可以选择通过短信或电子邮件接收验证链接来完成此步骤，或者直接在桌面电脑上完成。

有关所需文件的完整清单，请点击[此处](#)查看。



Identity Document Collection



Please upload a photo ID from the list below. You may submit expired state or federally issued photo IDs as proof of identity, provided they are no more than one year past their expiration date at the time of application.

- California Driver's Licenses
- California AB 60 Driver's Licenses
- Other Driving License (USA or Foreign)
- California State Issued ID card
- Passport (USA or Foreign)
- Country Issued ID (USA or Foreign)
- Government Issued ID (USA or Foreign)
- Alien Identification Card (USA Green Card)
- Military ID (USA)
- Native American tribal photo ID
- Consular ID Card
- US Employment Authorization
- Matricula Consular Card (Mexico ID)
- Other government-issued photo ID that includes name and date of birth



Please take and upload a selfie (picture of yourself).

Helpful tips:

- Make sure you are in a well-lit area.
- Hold the phone directly in front of your face (not angled upward).
- Your photo should include your full face, from shoulders up, with eyes open and looking at the camera.
- Take a new photo rather than using an old one from your camera roll.

How would you like to take a live photo of yourself and your documents?

Click here to choose an option



English


AIDKIT

Identity Verification

Please ensure you're comfortable being on camera and in a well-lit area. We will take you through the following steps below. When you're ready, click "Begin" below.

On the next few screens, you will follow these steps to confirm your identity. Don't worry, we will guide you through each step!

1



Take a photo of the front of your ID

第 6 步：身份文件收集

在本部分中，您需要上传文件以验证您的企业运营和资格。如果您是人行道摊贩或流动经营企业，请查看本指南的下一页，获取关于文件上传的更多信息。

您需要上传的文件将用于支持以下方面：

- 主要所有权及主要收入来源
- 年收入不超过 600 万美元
- 员工人数少于 100 人的企业规模
- 位于受影响地区的企业地址
- 根据您所选择的企业类型开展经营
- 在税务和许可机关中保持良好信誉

有关所需文件的完整清单，请点击[此处](#)查看。



Business Document Collection



Important Information About Document Uploads.

Documents are required to complete this application.

If you need to pause your application to gather your documents, you can return at any time to upload it. The application will resume where you left off.

For each document requested, you will be asked if you have the document to upload now or if you need help from a staff member in person. If you choose to get support from a staff member, your application will pause while you go in-person to receive help. **Please note**, if you go in-person for assistance, you will **still be required to upload all required documentation** for this application by the application deadline.

Once you submit your application, you will not be able to make changes or upload additional documents.

TIP: To ensure that your application is processed in a timely manner, if taking a picture of your documents, please hold your documents upright and within the frame. If your document is blurry, please retake the picture.



We need to gather documentation to verify that your business was operating prior to June 1, 2025, earned less than \$6 million in gross revenue, and that you are the majority owner.

To verify this information we need your 2023 or 2024 tax return including your schedule C, showing:

- Owner's full name
- Business name
- Business address
- Gross receipts or business income (even if \$0, indicates business was active or maintained)
- Ownership status (Schedule C)



Do you have your 2023 or 2024 tax document?

- ☒ Yes, I have my tax document
- ☐ No, I do not. I will call the LA County Office of Small Business at (844) 432-4900 for additional support.
- ☐ No, I do not. My business has been open less than 1 year and I have not yet filed this tax document



Upload your document(s) here.

NOTE: You may only upload 20 pages at a time. If you need to upload more than 20 pages, you will need to separate them into different documents and upload them separately.



Upload Document



Take Photo

Select or drag files here to upload

第 6 步：企业文件收集 (人行道摊贩和流动经营企业)

所有人行道摊贩和流动经营企业都必须与我们的社区合作伙伴**完成一次当面核实**，以确认您企业的关键细节，从而便于我们处理您的申请。

如果没有完成此核实，您的申请将不具备资格。

您也可以选择**上传额外文件**，以进一步验证您的企业。虽然这并不能保证您一定会被选中获得资助，但会提高您的获选机会。若您持有这些文件，我们强烈建议您上传。

您可选择上传的文件包括：

- 加州销售许可证
- 虚拟企业名称 (DBA) 注册
 - 必须在过去 5 年内签发或更新
- 洛杉矶县人行道摊贩注册证书 (SVRC)
 - 必须在过去 12 个月内签发或更新
- 洛杉矶县内城市颁发的人行道摊贩许可证 (例如 : 洛杉矶市 StreetsLA 颁发的人行道及公园摊贩许可证)
 - 必须在过去 12 个月内签发或更新
- 洛杉矶县公共卫生许可证 (紧凑型流动食品经营 - CMFO)
 - 必须在过去 12 个月内签发或更新

Vendor Document Collection

You indicated in this application that you are a **sidewalk vendor**. All sidewalk vendors **must complete an in-person verification** with one of our community partners. This step confirms key details about your business so we can process your application. **Without this verification, your application will be ineligible.** At the end of the application, you will see instructions on how to complete this step and where to go. We will also email this information after you submit this application.

In addition to in-person verification, you may **upload optional documents** to further verify your business. Uploading this documentation does not guarantee you will be selected for funding, however it does increase your chances of being selected, therefore if you have this documentation:

Below is the list of optional documentation

If you do not wish to upload your application, you may continue with your application.

Below is the list of optional documentation for street vendors.

- California Seller's Permit
- Fictitious Business Name (DBA) Registration
 - Must be issued or renewed within the past 5 years
- Sidewalk & Park Vending Permit (StreetsLA)
 - Must be issued or renewed within the past 12 months
- Sidewalk Vending Registration Certificate (SVRC)
 - Must be issued or renewed within the past 12 months
- Public Health Permit (Compact Mobile Food Operation – CMFO)
 - Must be issued or renewed within the past 12 months

Please select which documents you have available for upload.

- ☐ California Seller's Permit
- ☐ Certified copy of your Fictitious Business Name (DBA) Registration
- ☐ Sidewalk & Park Vending Permit (StreetsLA)
- ☐ Sidewalk Vending Registration Certificate (SVRC)
- ☐ Public Health Permit (Compact Mobile Food Operation – CMFO)
- ☐ I have none of these permits

第 7 步：AidKit 体验调查

在提交申请前，您将被邀请完成一份关于使用 AidKit 平台填写申请的可选调查。

AidKit 是负责管理本项目申请并发放款项的科技公司。

您的反馈将帮助 AidKit 确保未来申请者能够获得积极、便捷且有尊严的体验。完成这些问题预计不到 3 分钟。

这些问题为可选项，您的回答不会影响您参与本项目的资格。如您希望跳过这些问题，只需选择“下一步”。



AidKit Recipient Experience Questions



You are almost done with the application, but we would like to take a moment to receive any feedback on your experience so far.

AidKit is the technology company that manages the program application and sends payments. Your feedback is crucial for us to ensure a positive, easy, and dignified experience for future recipients. To help us improve, we have a few questions for you about your experience that will take less than 3 minutes to answer.

Thank you for your time and your honest responses!



Please answer the question below using the satisfaction scale.

Note: AidKit is the application platform, sends out notifications to keep you informed about the process, and distributes payments.



0/3 completed

Strongly Disagree Disagree Neutral Agree Strongly Agree

第 8 步：审核并提交

- 请仔细核对所有填写的信息，确保其准确无误。
- 完成声明，确认据您所知，所有填写的信息均真实正确。
- 部分企业可能需要亲自前往社区商业组织（CBO）完成申请核实。有关此流程的更多详情，请参见本指南的下一页。
- **注意：**提交申请后，您将无法再次登录进行更改。请在提交前确保所有填写的信息和上传的文件均正确无误。

←

Back to AidKit Recipient Experience Questions

🔊

Review and Submit Your Application

🔊

Please review your information prior to submitting your application.

- **Legal Name:** Example Example
- **Date of birth:** 01/01/2000

🔊

I, Example Example, certify that, to the best of my knowledge, the information provided as part of this application is true, correct, and complete.

Please click save after signing.

Draw your signature below

Type Signature

第 8 步：CBO 核实

- 在联邦执法区以外经营的申请者，以及所有人行道摊贩，都**必须**与社区基础组织（CBO）亲自完成核实。
- 如果您需要完成此步骤，您的申请“审核与提交”部分将提供相关指导，说明为何您的企业需要此核实以及应采取的步骤。
- CBO 核实**必须**在申请截止日期 10 月 31 日星期五下午 5:00（太平洋标准时间）**前完成**，否则**您的申请将不具备资格**。
- 若需要 CBO 核实，您将收到一封包含更多细节和参与 CBO 名单的电子邮件。您需要向 CBO 合作伙伴出示此邮件以获取支持。
- 在此步骤完成前，您的申请将以“待处理”状态提交。



Community Verification Required

Based on the information you've provided in your application, we need additional information to confirm your business address and verify that your business was impacted. This will **require in-person verification** with one of our community partners. **Without this verification, your application will be ineligible.**

Our community partners are trusted local organizations here to support you. The information you provide will only be used to confirm your application and will be kept secure and confidential.

To complete verification:

- Visit one of our community partner locations (no appointment required).
 - Bring the same identification document you uploaded in your application and any other required documents when you arrive. Our partners will use this to confirm your identity and locate your application.
 - Verification must be completed by **5:00 PM PST.**
- View the list of participating community partners and required documents [here](#). Please complete this step before going in person.**



I, Example Example, certify that, to the best of my knowledge, the information provided as part of this application is true, correct, and complete.

Signed by Example Example
2025-09-27T14:24:52.173Z
7c2620b5-b414-4176-a747-ddb3d28a1118



[Submit My Pending Application](#)

第 8 步：审核并提交

在仔细核对所有信息后，点击“提交”。

提交后，您将收到一封确认收到申请的电子邮件，以及可能需要您企业采取的后续步骤。

相关邮件将由 support@lacsmallbizresiliency.aidkit.org
发送。




You have submitted your application!

Thank you for submitting your application. Please check your e-mail for confirmation of submission and important information about next steps.

申请支持与帮助

 **需要帮助吗？** 如果您在提交申请时遇到技术问题，或有任何一般性问题，可以联系 AidKit 支持团队：

 短信或电话：(213) 770-6148

 电子邮件：support@lacsmallbizresiliency.aidkit.org

您也可以联系小企业办公室获取一般性支持：

 地址：4716 E. Cesar E. Chavez, Los Angeles, CA 90022

 电话：(844) 432-4900 (上午 8:30 至下午 4:00)

 电子邮件：osb@opportunity.lacounty.gov.

最后提醒

- ✓ 申请必须在 10 月 31 日星期五下午 5:00 (太平洋标准时间) 前完成。
截止时间之后，无法启动或继续任何申请。
- ✓ 已提交的申请无法修改。
- ✓ 资金有限，且不保证发放。
- ✓ 请保持关注——未来的更新可能通过电子邮件或短信发送。

通过遵循本指南，您将清楚了解所需材料，并体验更顺畅的申请流程。如有任何问题，请随时寻求帮助！